

Class 7 Home Learning

22.6.2020

To the parents of children still working at home. Please find below work which is based on what we are covering in class this week. You will note that on some work I have asked children to look at PowerPoints. I will post these on the Class Story section of Class dojo on Sunday evening so children have them in time for Monday.

I will continue to welcome children submitting work on Class dojo. However I won't be able to provide feedback until after school.

Keep Safe

Mr S

Being able to measure and draw angles,

<https://www.bbc.co.uk/bitesize/topics/zb6tyrd/articles/zg68k7h>

Explains what an angle is

<https://sites.google.com/site/onlineictsuite/maths/whatsmyangle-1>

Watch the introduction carefully. Then set controls to 180 degrees in 5s and practise measuring angles .

Have a go at measuring the angles on the next page. Then try drawing some angles

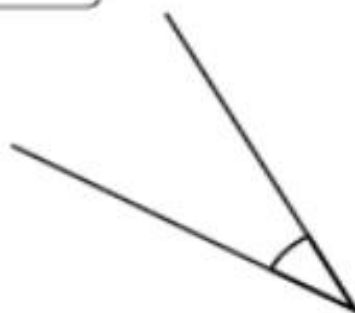
Measure Acute Angles

Measure the following angles:

1. °



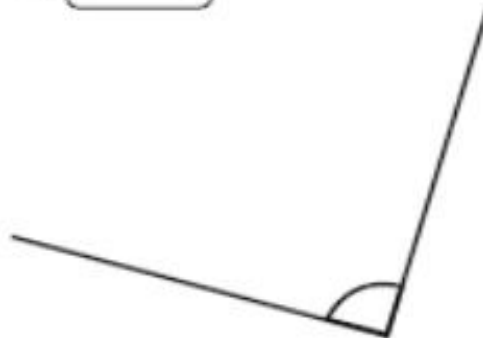
2. °



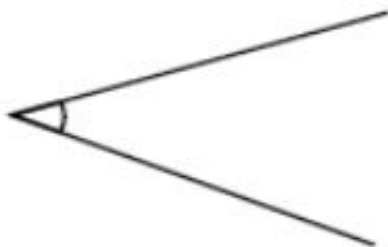
3. °



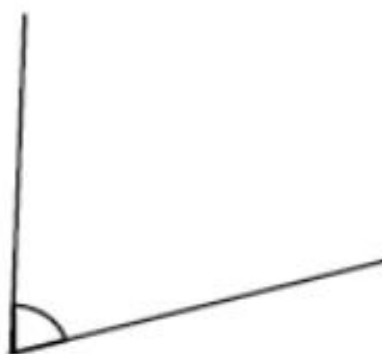
4. °



5. °



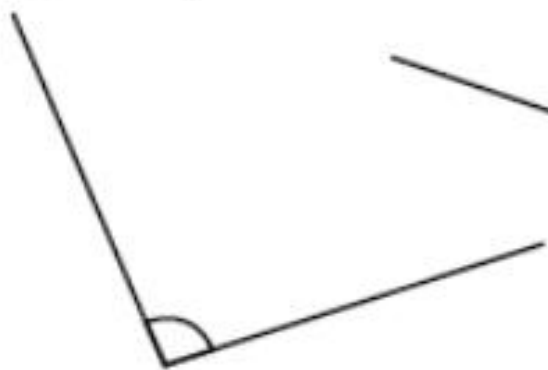
6. °




Measure Obtuse Angles

Measure the following angles:

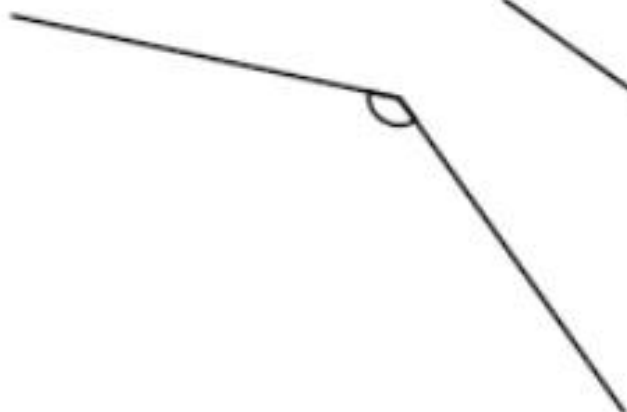
1. °




2. °



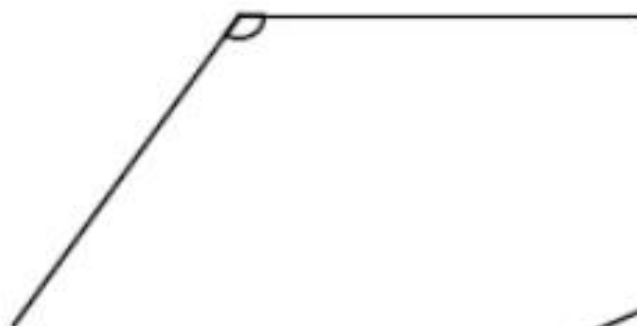
3. °



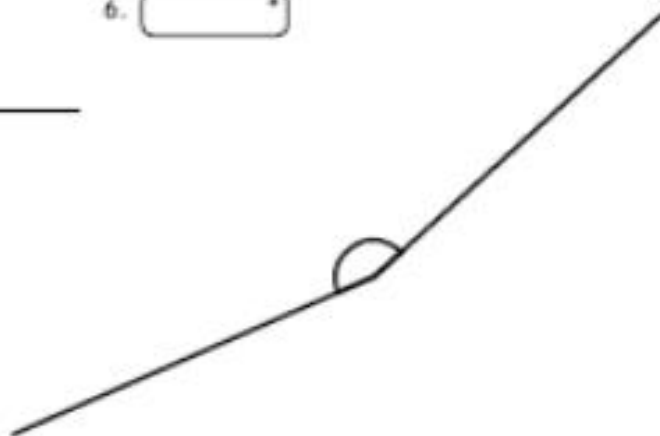
4. °



5. °



6. °



Can you draw the following angles.

125° 28° 76° 84° 65° 110°

Get your mum and dad to check them

Finding the area of triangles and parallelograms.

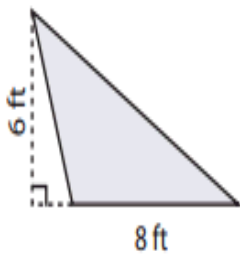
Look at the PowerPoints which I have sent to your parents on class story and then try to find the area of the triangles and parallelograms.

Name: _____

Date: _____

Find the area of each triangle.

1)



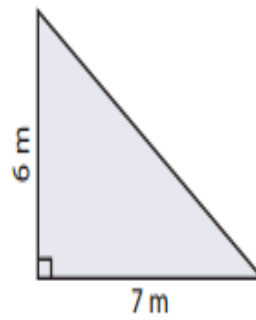
Area =

2)



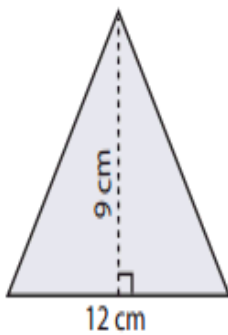
Area =

3)

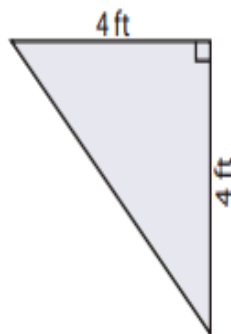


Area =

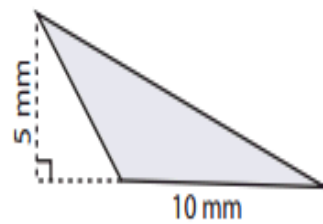
4)



5)

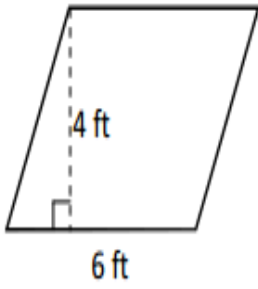


6)



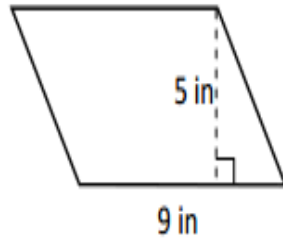
Find the area of these parallelograms

1)



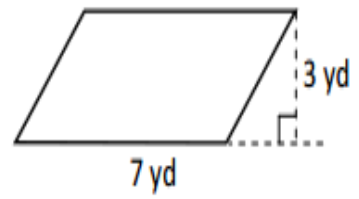
Area = _____

2)



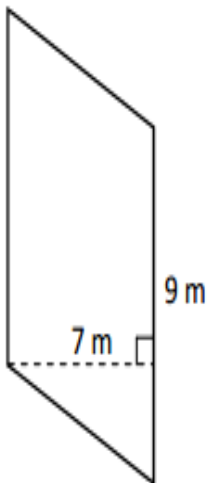
Area = _____

3)



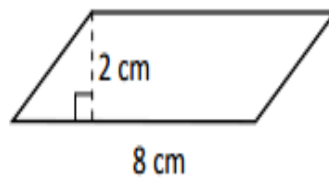
Area = _____

4)



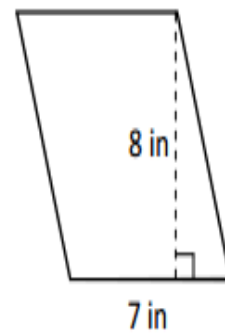
Area = _____

5)



Area = _____

6)



Area = _____

This week we are revising writing complaint letters. I know some children may have already covered this at home but I want them to have another attempt.

Look at the PowerPoint I have put on class story and write your own complaint letter about a terrible meal you have had with your parents.

The Worst Restaurant!

You and your family visited a restaurant for a family celebration. You were really looking forward to it as you had heard good things about the restaurant.

You arrive and it all goes horribly wrong:



You want to complain about a meal at your establishment which you had on Sunday 15th March to celebrate your birthday. The whole occasion was ruined by their terrible service

When you arrived you had to wait 45 minutes for a table even though you had booked the week before. Other people were arriving after you and being given a table.

After that bad start things got even worse when the waiter/waitress took ages to serve you other tables were served first.

When your mum asked how much longer the food would be the waiter/waitress was rude and muttered under their breath.

When the food arrived it was cold and didn't taste very nice. Even worse your dad, who is a vegetarian, was served beef instead of Mushroom stroganoff and the waiter/waitress was very rude when we complained.

You parents were so annoyed with this terrible service they just paid the bill which was very expensive and left without having a dessert.

This is not the service you would expect from a so called 'quality' restaurant

You are demanding a full refund of the meal and if they refuse to meet your expectations you will be contacting the press to complain about the terrible experience you have received.

Computers

To be able to make a character move in scratch

Follow instruction in Scratch PowerPoint lesson 1 sent in class story.

Art

Using information you have learnt and your own research create a leaflet to promote a new Leonardo da Vinci exhibition.