



## Home Learning Activities w.b. 08.06.2020

### Year 2




What a great start you have had to the half-term Year 2!

Last week you completed lots of fantastic work and learning activities based around the story of 'The Lighthouse Keeper's Lunch' so this week we are continuing with our learning about Lighthouses and we're going to get creative!

Again, you will find Maths and English ideas here and I will continue to post daily challenges linked to other areas of our learning on Class Dojo as I know how much you are enjoying these. This week there is also a Design and Technology Project for you to take part in where you will be designing and making your own lighthouse.

I love seeing all of your hard work and efforts so remember to keep updating your Class Dojo Portfolio. I am very proud of all of the hard work you have shown so far!

Grown-ups another big thank you for your support and encouragement in your children's learning.



## Maths -

Lots of you are continuing to follow the lessons on White Rose Maths Home Learning and have completed lots of the activities so far. This week use **Summer Term Week 5 (w.c 18<sup>th</sup> May)** from the website.

The screenshot shows a web browser window with a pink header bar that reads "Summer Term - Week 5 (w/c 18th May)". Below the header is a navigation menu with a teal background and white text, listing "Summer Term", "Home Learning - Early Years", "Home Learning - Year 1", "Home Learning - Year 2" (highlighted in dark blue), "Home Learning - Year 3", "Home Learning - Year 4", "Home Learning - Year 5", "Home Learning - Year 6", "Home Learning - Year 7", and "Home Learning - Year 8". The main content area is titled "Lesson 1 - Multiplication sentences using the x symbol". It features a video player with a play button and a progress bar. The video content includes: "What do you see?" with two dice showing 4 and 4; "Have a go" with a play button icon and the equations  $4 + 4 = 8$  and  $2 \times 4 = 8$ ; "There are 2 equal groups with 4 in each group." with three fishbowl icons and empty boxes for equations; and "Looking for the worksheets? Contact your child's school to check if they have a subscription to our worksheets. Alternatively, read more here or get some extra practice from BBC Bitesize." A video player control bar at the bottom shows a play button, a progress bar at 07:26, and a "Fish in each group" label.

You will be focusing on multiplication sentences, using arrays, the 2x tables and the 5x tables. On Friday there are some more challenges for you to complete.

Remember the most suitable questions for Year 2 are 1, 2 & 3. But why don't you work with your family on the rest of the problems. Do as many as you can! Help each other out. Don't forget to download a certificate to show how many challenges you have completed.

<https://whiterosemaths.com/homelearning/year-2/> THIS LINK WILL TAKE YOU TO THE MAIN PAGE FOR YEAR 2 HOME LEARNING SO YOU WILL NEED TO SCROLL DOWN TO SUMMER TERM WEEK 5.

If you find anything tricky ask your grown up to help or use some practical resources to help you.

**GROWN UPS - I will continue to send the worksheets via messages on Class Dojo. You don't have to print them out and can record the answers in the Maths Book if this is more suitable. If you need any previous or future sheets, please let me know.**

Remember to keep using Times Tables Rock Stars and Numbots to keep your brain busy and active.

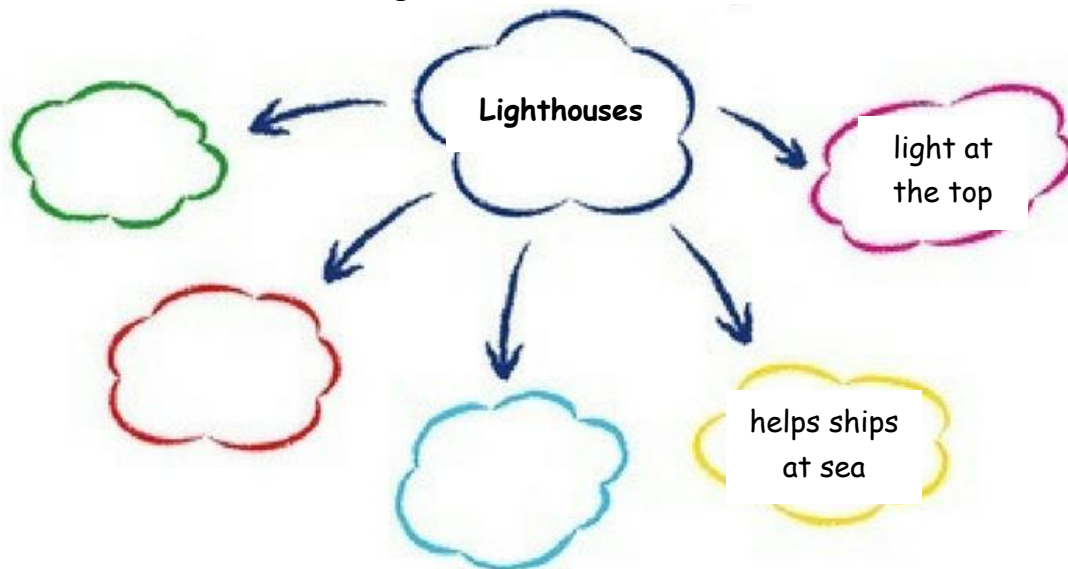
## English - All about Lighthouses

This week I would like you to find out some facts about Lighthouses. Below you will find some different activities and also a D&T Project to take part in.



### English Activities -

- I will send you a PowerPoint with facts about Lighthouses. Can you find some facts to answer the questions below? Talk to your grown-up about what you have found out and record your ideas in note form. You could record your notes in a mind map.
  - What is a lighthouse?
  - Why do we need lighthouses?
  - What is the history of lighthouses?
  - What does a lighthouse look like?
  - What are the different parts of a lighthouse?
  - What are the different parts for?
  - Who looks after a lighthouse?



- Use the reading comprehension below to find out some more information about lighthouses. Remember when answering the questions to look back at the text to retrieve information.

## What is a Lighthouse?

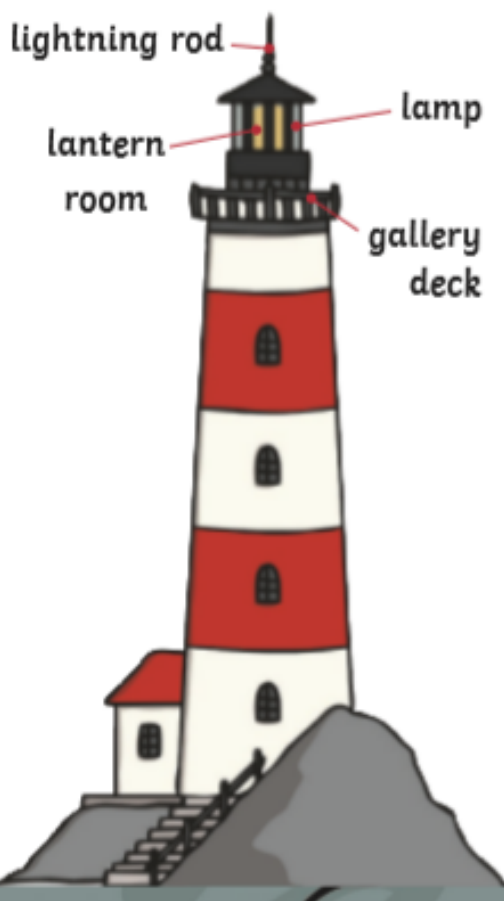
A lighthouse is a building that gives out light. It helps to keep boats and ships safe by warning them where land is.

### History of Lighthouses

Before the first lighthouse, boats were guided by fires on hilltops. The idea of a lighthouse came after these fires were raised upon platforms. The first lighthouse was built in Egypt over 2000 years ago and was called 'The lighthouse of Alexandria'.

In Britain, the first lighthouse was built in Devon because the Eddystone Rocks were a hazard for boats and ships.

The light seen from a lighthouse now comes from electricity rather than burning oil or candles.



### Interesting Fact

It took  
12 years to  
complete the  
lighthouse in  
Egypt.

### A Lighthouse

There are over 100 lighthouses around the UK. Only some of these are still in use.

**Lantern Room** - A room with the lamp and lens in.

**Lightning Rod** - A copper rod which stops lightning causing too much damage.

**Gallery Deck** - A platform that circles the lighthouse just below the lantern room.

If you would like a simpler version or more in depth version let me know and I can send you this via Class Dojo.

# Questions

1. Tick one. A lighthouse warns cars and trains.

true

false

2. Find and copy one other word which means the same as 'danger'.

---

3. Tick one. In modern times, the light in a lighthouse comes from:

oil

candles

electricity

4. Complete the following sentence.

The first lighthouse was called \_\_\_\_\_.

5. How long did it take to complete the first lighthouse? Tick one.

12 weeks

12 years

12 days

**Remember you can access e-books on Oxford Owl and find books for the Level you are reading at school.**

- Use what you have found out to create a fact sheet about Lighthouses. Don't forget to make your writing exciting.

Conjunctions to extend ideas.

and

or

but

so

when

if

that

because

Adjectives to create expanded noun phrases: bright, moving light; tall lighthouse; brave fishermen etc

Different sentence types:

Questions - Would you like to find out about amazing lighthouses?

Exclamations - How helpful lighthouses are!

Command - Read this helpful fact sheet.

Statement - A lighthouse is extremely helpful.


Use the example fact sheet below to get an idea of how you could set your facts out.

## All about Lighthouses

**What Is a Lighthouse?**  
A lighthouse is a building or structure which projects light to warn ships and boats. They highlight coastlines and reefs and can also assist with navigation. They are usually found on cliffs, at the entrance to a harbour and in the water on a raised stand.

**History of Lighthouses?**  
Lighthouses have changed somewhat since they were first invented. The first warning system used fires on top of hills, which warned sailors of land. By raising the fires on platforms, they were more easily seen and this led to the invention of the lighthouse.

Initially, lighthouses were there only to warn of harbours rather than rocks or reefs underwater. The first known lighthouse was next to the island of Pharos, next to Egypt. It was eventually destroyed by an earthquake.




**Interesting Fact**  
Some countries still call a lighthouse a 'Pharos'.

Photo courtesy of The British Library - general under creative commons license - attribution

## All about Lighthouses


**A Lighthouse**  
There are over 100 lighthouses around the UK. Only some of these are still in use due to the expensive upkeep they require. Other navigational systems have also been invented meaning there is less purpose for a lighthouse. However, many seafarers still see a lighthouse as a symbol of hope.



**Lantern Room** - A room at the top of the lighthouse housing a lamp and a lens. It has glass windows so the light can project out.

**Lightning Rod** - Lighthouses are often subjected to storms. A copper rod on the top of the structure aims to take the lightning straight to the ground, to avoid damage.

**Gallery Deck** - A platform that circles the lighthouse just below the lantern room. It allows the lighthouse keeper to clean the windows as well as enabling them to look out to sea.



**Lamp** - Where the light comes from. In the past, this may have been oil burning or a candle. Technological advances have provided electricity supplies to lighthouses.

**Lighthouse Keeper** - A lighthouse keeper was somebody who tended to the lighthouse, ensuring the light kept burning and the windows were cleaned. The last manned lighthouse in the UK was in 1998.

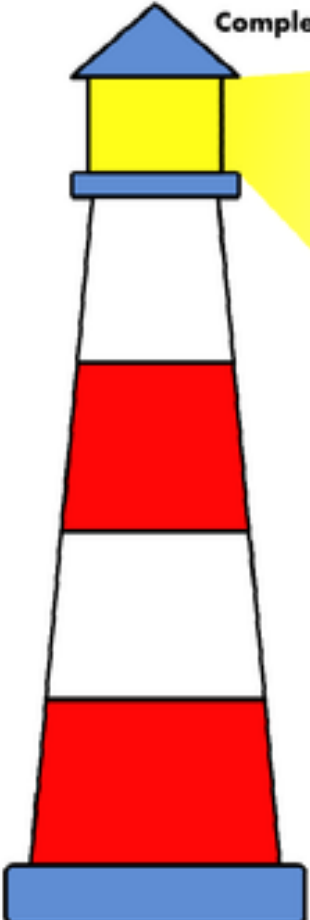
- Lighthouse Acrostic Poem. Think of key words to write next to each letter; could you add adjectives to make them sound more interesting. Maybe you could write full sentences and extend your ideas.

Example - *L - Lovely bright light* or *Lovely bright lights shine out to sea.*

*I - Icy winds* or *Icy winds blow immensely fast around the vast lighthouse.*

Complete the acrostic poem below.

## ACROSTIC POEM



L	
I	
G	
H	
T	
H	
O	
U	
S	
E	

*You don't need to print this out. Record your acrostic poem in your writing book.*

## Design and Technology Project

Use your Red A4 Plain Paper Book to record your learning.

**Hello Year 2,**

My name is Marcel and I am a lighthouse keeper. I live in a very tall lighthouse at the seaside. My lighthouse helps to keep ships and boats safe, especially during the night-time. At the top of my lighthouse is a big light which shines brightly and shows sailors where any rocks are.

However, I have a bit of a problem and I'm hoping you can help me. My lighthouse is very old and is starting to fall down. I need to build a new lighthouse but I'm not sure what it should look like. It needs to be tall and have a light at the top. Bright colours would be good too so that it can be easily seen.

Please can you help me? I need some ideas about what my new lighthouse should look like. Maybe you could make some model lighthouses for me to look at? I've sent you some photos of lighthouses to give you some ideas.

Thank you for your help. I look forward to seeing your lighthouse models and pictures!

**From Marcel**





- Have a look at the photos below and discuss with your grown-ups the similarities and differences between the lighthouses. Talk about what you would have on your design. Could you add anything else?



- Now you need to design your own lighthouse. Don't forget to add the equipment and materials you will need to use. Add labels to show each part of the lighthouse.

I am going to make: \_\_\_\_\_

Draw an annotated picture of your design in the space below.

The tools that I need are:

---

---

---

---

---

---

---

---

The fabrics and materials that I need are:

---

---

---

---

---

---

---

---

- CREATION TIME! Now is the time to create and build your lighthouse. Remember to use your design to help you!



- Could you write a set of instructions to say how you made your lighthouse? Don't forget to sequence your instructions correctly in case someone else wants to follow them to make their own. Can you use time words to sequence them e.g. first, next, then, after that etc.?
- Evaluate your lighthouse creation.

**Two things I did really well:**

1.
2.

**One thing I would improve:**

1.
----

## Daily Challenges

I know the above activities are going to keep you extremely busy but I will continue to update our Class Story each day with some more learning challenges linked to other areas of the curriculum. This week we are staying creative and have some Art and Design and Science Challenges.

## Spellings

If you are in Mrs Hunter's Spelling group can you practice reading and spelling these words.

**station**

**fiction**

**motion**

**national**

**section**

**addition**

**subtraction**

**potion**

**option**

**introduction**

If you are in Miss Nichols' Group can you practice reading and spelling these words?

**these**

**even**

**delete**

**theme**

five

kite

mice

spice

Keep sharing your spelling challenge scores with me on your portfolios! I love seeing how well you are doing.

### Keep Active

Keep your bodies active as well as your brains! Why not try some Yoga this week. Google 'Cosmic Kids Yoga' and they have so many different Yoga sessions for you to try.

Daily Lessons are being provided by the BBC which could support your learning.

<https://www.bbc.co.uk/bitesize/dailylessons>

I know some of you have been accessing these with your grown-ups.

Remember if you need any support contact me on Class Dojo.

I love seeing your daily updates on Class Dojo and seeing how much effort you are putting into your learning. I am very proud of all of your hard work so far; keep it up!

Take care, Stay Safe and keep smiling  
Year 2!

Mrs Hunter

