



Home Learning Activities

w.b. 15.06.2020

Year 2



Another amazing week was had again last week. You have worked very hard to research, design and make some amazing lighthouses as well as create some interesting fact files about lighthouses.

This week we are moving on to some History learning where you will be finding out about Grace Darling. You will also be thinking about how we can stay safe around water. If you haven't already completed the History Project about 'The George Elmy Lifeboat' then you could also have a look at this during the week.

These activities are linked to your English, Maths and History learning this week and I would love you to continue posting your learning and activities on your Class Dojo Portfolios for me to see. Each day I will upload another challenge for you linked to other areas of the curriculum.

You are continuing to work hard with your grown-ups at home and I am very proud of you. I love seeing everything that you have been doing to keep your brains busy; don't forget to keep your bodies active too!

Keep listening to your grown-ups and remember to say thank you for all the help they are giving you. THANK YOU GROWN UPS!

If you need any advice or support, please don't hesitate to contact me via message on Class Dojo.



Maths –

Lots of you are continuing to follow the lessons on White Rose Maths Home Learning and have completed lots of the activities so far. This week use **Summer Term Week 6 (w.c 1st June)** from the website.

Summer Term - Week 6 (w/c 1st June)

Lesson 1 - The 10 times-table

Rosie, Eva and Dexter have some money.

Here is Rosie's money.

Here is Eva's money.

Dexter has some 10 pence pieces.

How many coins does Dexter have?

30

20 10

09:59 60

Looking for the worksheets? Contact your child's school to check if they have a subscription to our worksheets. Alternatively, [read more here](#) or get some extra practice from BBC Bitesize.

Summer Term

- Home Learning - Early Years
- Home Learning - Year 1
- Home Learning - Year 2
- Home Learning - Year 3
- Home Learning - Year 4
- Home Learning - Year 5
- Home Learning - Year 6
- Home Learning - Year 7
- Home Learning - Year 8

You will be focusing on the 10 times tables, sharing, grouping and odd and even numbers. I hope you enjoy completing the challenges on Friday; the most suitable questions for Year 2 are 1, 2 & 3. But you could give the others a try with the support of a grown-up. Why not record your challenge score on the certificate and let me know how you are doing via your Class Dojo Portfolio.

<https://whiterosemaths.com/homelearning/year-2/> THIS LINK WILL TAKE YOU TO THE MAIN PAGE FOR YEAR 2 HOME LEARNING SO YOU WILL NEED TO SCROLL DOWN TO SUMMER TERM WEEK 6.

If you find anything tricky ask your grown up to help or use some practical resources to help you.

GROWN UPS – I will continue to send the worksheets via messages on Class Dojo. You don't have to print them out and can record the answers in the Maths Book if this is more suitable. If you need any previous or future sheets, please let me know.

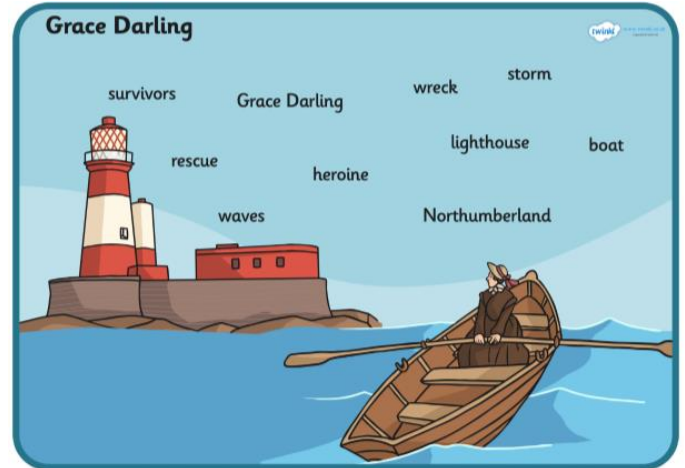
Remember to keep using Times Tables Rock Stars and Numbots to keep your brain busy and active.

English

This week the first focus in English/History is finding out about someone called Grace Darling. I will send you a PowerPoint that will support your research but there is also lots of information online that you could access with your grown-ups.

The second part of this week's learning is about the RNLI and staying safe around water.

You will find the activities below to practice using your English skills that we have been recapping in the past weeks.



English Activities –

- I will send you a PowerPoint with facts about Grace Darling. Can you find some facts to answer the questions below? Talk to your grown-up about what you have found out and record your ideas in note form. Why not add key facts (not full sentences) to the boxes below to answer the questions?

<i>Where was she born and where did she live?</i>	<i>What did she do during her childhood?</i>	<i>How did Grace help her family?</i>
<i>What did Grace do that was brave?</i>	<i>What happened afterwards?</i>	<i>How do we remember Grace?</i>

- After you have found out about Grace Darling, I would like you to create a fact file to explain who she was and why she is a 'significant person'.

Remember these are some of the reasons why someone might be a significant person.

Here is a list of reasons why people might become important. Which do explorers fit into? There could be more than one!

Reasons for being significant. If s/he:


- **Changed events** at the time they lived.
- **Improved** lots of people's lives or made them worse.
- **Changed** people's ideas.
- **Had a long lasting impact** on their country or the world.
- **Had been a really good or very bad example** to other people on how to live or behave.

You could even take part in a virtual tour of The Grace Darling Museum here - <https://rnli.org/find-my-nearest/museums/grace-darling-museum>

Here is an example of a fact file.


Grace Darling

Who Was Grace Darling?
Grace Darling was the daughter of a lighthouse keeper. She was born in Northumberland but moved to the Farne Islands when she was very small. On the island, she lived with her family in a lighthouse. In the lighthouse, there lived Grace, her mother, her father, four brothers and four sisters.



Interesting Fact!
She was offered marriage proposals after the event.

Why Is She Remembered?
On the 7th September 1838, in the middle of the night, there was a storm. Grace spotted a shipwreck from the window of the lighthouse and alerted her father. Together, they rowed out in search for any survivors. They returned to the lighthouse and then her father went on one last journey, returning with a further four people. Her bravery was recognised by many and she was given money, letters and gifts. Grace and her father were also awarded the Silver Medal for bravery by the RNLI (Royal National Lifeboat Institution).



You could use this writing template to support your writing but I know many of you will be able to create your own version in your English writing book.

Grace Darling



Date of birth: _____



Date of death: _____

_____ is significant because _____



A picture of Grace Darling.



Interesting Fact



Don't forget our KS1 Non-negotiables –

The old dog
took his
bone home.
He buried it
in the garden.
twinkl.com



ch qu
ow ay

Remember how to make our Year 2 writing more exciting.

Conjunctions to extend ideas.

and or but so when if that because

Adjectives to create expanded noun phrases: brave, choppy, dangerous, amazing.

Different sentence types:

Questions – Who was Grace Darling?

















Exclamations – What a brave person Grace Darling was!

Command – Stay out of the water.

Statement – Grace was born in Bamburgh.

- Can you put the events of Grace Darling's life into the timeline correctly?

Cut out and add the events to the timeline.

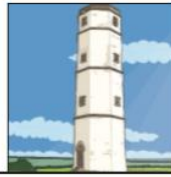
1669	1825	November 1838	1880
			
			
1815	September 1838	1842	1938
			
			



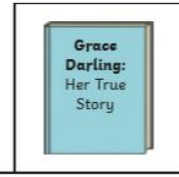
The Darlings move to Longstone Lighthouse.



The SS Forfarshire crashes.



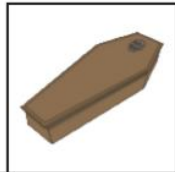
Britain's oldest lighthouse is built.



'Grace Darling: Her True Story' is published.



Queen Victoria rewards Grace Darling.



Grace Darling dies.

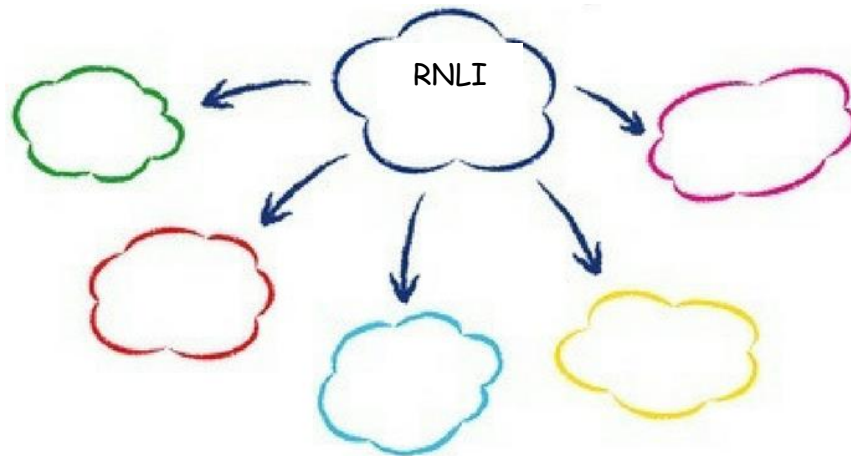


Grace Darling is born.




Museum opened dedicated to Grace Darling.

- Find out about the important job of the RNLI. You could use the information PowerPoint I have sent you or access some information on their website at <https://rnli.org/> Remember the mind map you created last week? Why not record what you have found out about the RNLI in another mind map.




- The RNLI do an important job keeping people safe at sea. I would like you to think about how you can keep yourselves safe in the sea and around water. After you have completed some research into this can you create a safety leaflet explaining to your friends how they can stay safe when they are near water. You will need to remember our Year 2 Writing Targets that I mentioned above! You could use the folding leaflet below to help you.





Water Safety




- Do you know what to do in an emergency?

Create your own 'Emergency Card' and read the information card with your grown-ups.

Maybe you could role-play some emergency situations and explain what you would say to the responder on the other end of the phone.

Emergency!
A cat is stuck up a tree!
Help is needed!



Which emergency services?
What equipment should they bring?
What can you do to help?

Emergency!
A house is on fire!
Help is needed!



Which emergency services?
What equipment should they bring?
What can you do to help?

Emergency!
A rugby player is hurt!
Help is needed!




Which emergency services?
What equipment should they bring?
What can you do to help?

Emergency!
A jewellery shop has been burgled!
Help is needed!




Which emergency services?
What equipment should they bring?
What can you do to help?

Emergency!
A car has crashed on the motorway!
Help is needed!




Which emergency services?
What equipment should they bring?
What can you do to help?

Emergency!
A bear has escaped from the zoo!
Help is needed!




Which emergency services?
What equipment should they bring?
What can you do to help?

Emergency!
A car is stuck in the snow!
Help is needed!



Which emergency services?
What equipment should they bring?
What can you do to help?

Emergency!
A ferry is sinking!
Help is needed!



Which emergency services?
What equipment should they bring?
What can you do to help?

What to Do in an Emergency

Address: _____

Emergency contact number: _____

What to do in an emergency:


Stay calm.

Fire: Get out. Stay out. Call the fire brigade out (ring 999).

Ambulance: Dial 999, explain what has happened and ask for an ambulance.

Police: Dial 999, explain what has happened and ask for the police.

Coastguard: Dial 999, explain what has happened and ask for the coastguard.



Emergency!
A bus has broken down!
Help is needed!



Which emergency services?
What equipment should they bring?
What can you do to help?

After you have role played some of these situations can you create a poster to explain to your friend what they should do when there is an emergency in the sea?

Daily Challenges

I know you will be kept extremely busy with the above activities but I will post daily challenges on our class story also. This week they will be linked to Music, PSHE and Science.

There is also an Interactive Wordsearch and Timeline available on 'Twinkl Go' that you can use also; I will send you the PIN code needed on Class Dojo.

Spellings

If you are in Mrs Hunter's Spelling group we are learning to spell some homophones this week. Homophones are words that sound the same but are spelt differently and have different meanings. After you have practiced spelling the words why not use them in a sentence to show that you know the meaning of each one.

there

their

they're

hear

here

see

sea

to

too

two

If you are in Miss Nichols' Group can you practice reading and spelling these words?

cone

home

zone

bone

cube

rule

pure

flute

Keep sharing your spelling challenge scores with me on your portfolios! I love seeing how well you are doing.

In Class we do lots of practice of the KS1 Common Exception Words. Keep practicing reading and spelling these words at home.

the	they	one	door	gold	plant	clothes
a	be	once	floor	hold	path	busy
do	he	ask	poor	told	bath	people
to	me	friend	because	every	hour	water
today	she	school	find	great	move	again
of	we	put	kind	break	prove	half
said	no	push	mind	steak	improve	money
says	go	pull	behind	pretty	sure	Mr
are	so	full	child	beautiful	sugar	Mrs
were	by	house	children	after	eye	parents
was	my	our	wild	fast	could	Christmas
is	here		climb	last	should	everybody
his	there		most	past	would	even
has	where		only	father	who	
I	love		both	class	whole	
you	come		old	grass	any	
your	some		cold	pass	many	

Keep Active

I wonder who can come up the most exciting or interesting way of keeping active this week? Maybe you could make an obstacle course or have a treasure hunt where you follow each other's clues.

Daily Lessons are being provided by the BBC which could support your learning.

<https://www.bbc.co.uk/bitesize/dailylessons>

Remember if you need any support contact me on Class Dojo.

I love seeing your daily updates on Class Dojo and seeing how much effort you are putting into your learning. I am very proud of all of your hard work so far; keep it up!

Take care, Stay Safe and keep smiling Year 2!

Mrs Hunter

