


## Home Learning Activities

w.b. 22.06.2020

Year 2



Hello Year 2!

Thank you for your wonderful work that I saw last week. You are continuing to work hard on all of your home learning and daily challenges. I have smiled so much seeing your writing, Maths learning, singing, active time and many more wonderful learning tasks you have completed.

This week we are looking at the story of 'The Snail and the Whale' and, as usual, I have added some lovely learning ideas for you to complete. Remember when you are completing writing tasks to make it as exciting as possible!

These activities are linked to your English and Maths learning this week and I would love you to continue posting your completed learning and activities on your Class Dojo Portfolios for me to see. Each day I will upload another challenge for you linked to other areas of the curriculum.

This coming week is also National Sports Week and each day I would like you to complete an active challenge with your family too.



Keep up the super efforts I have seen over the past weeks and don't forget to keep me updated with your learning on Class Dojo!

Remember, if you need any advice or support, please don't hesitate to contact me via message on Class Dojo.



## Maths –

Lots of you are continuing to follow the lessons on White Rose Maths Home Learning and have completed lots of the activities so far. This week use **Summer Term Week 7 (w.c 8<sup>th</sup> June)** from the website. <https://whiterosemaths.com/homelearning/year-2/> THIS LINK WILL TAKE YOU TO THE MAIN PAGE FOR YEAR 2 HOME LEARNING SO YOU WILL NEED TO SCROLL DOWN TO SUMMER TERM WEEK 7.

When you reach the website you will see lessons about Fractions however we have already covered this so you will need to click on the box for the alternative lessons.

Maths  
Summer Term - Week 7 (w/c 8th June)

### Lesson 1 - Unit fractions

What fraction of these squares has been shaded? Have a go

Remember:  $\frac{?}{?}$

First think, "How many equal parts?"

Looking for the worksheets? Contact your child's school to check if they have a subscription to our worksheets. Alternatively, read more here or get some extra practice from BBC Bitesize.

**Already covered this content?**  
Click here to find an alternative plan.

This is the page you will be taken to.

We're aware that some of you will have already covered this content earlier in the lockdown period. If this is the case, here are your alternative lessons for Summer Week 7

Topic	Video	Premium Subscriber? Get the worksheet!
Find the total	<a href="https://vimeo.com/42562082">https://vimeo.com/42562082</a>	Autumn Block 3 Find the total
Find the difference	<a href="https://vimeo.com/425620376">https://vimeo.com/425620376</a>	Autumn Block 3 Find the difference
Find change	<a href="https://vimeo.com/425620627">https://vimeo.com/425620627</a>	Autumn Block 3 Find change
Two-step problems	<a href="https://vimeo.com/425620791">https://vimeo.com/425620791</a>	Autumn Block 3 Two-step problems

vimeo

Find the total

Jack is selling some things he no longer needs. If he sells all the things, how much money will he have?

£3 £5 £2 £5


You will be focusing on finding the total, finding the difference, finding change and working on two-step word problems. I hope you enjoy completing the challenges on Friday; the most suitable questions for Year 2 are 1, 2 & 3. But you could give the others a try with the support of a grown-up. Let me know how you have done with the challenges on Class Dojo!

**GROWN UPS –** I will send the alternative worksheets via messages on Class Dojo. You don't have to print them out and can record the answers in the Maths Book if this is more suitable. If you need any previous or future sheets, please let me know.

## English

This week we are basing our English activities around the story of 'The Snail and the Whale' by Julia Donaldson.

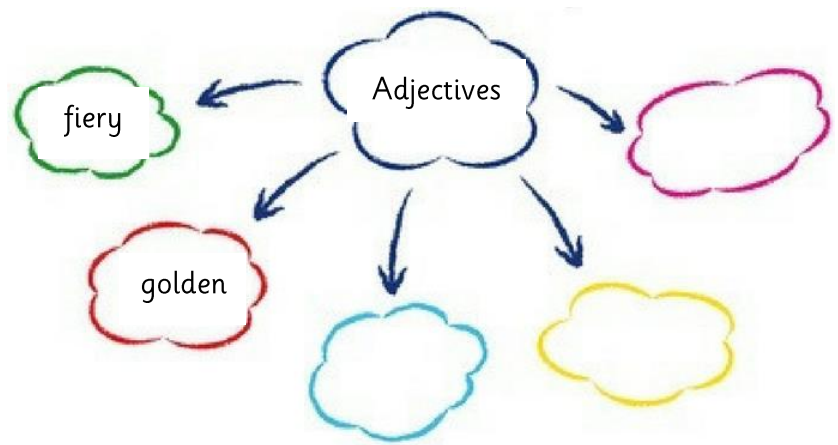

Some of you may have this story book at home that you can read and if not you can listen to it here with your grown-ups - [https://www.youtube.com/watch?v=G\\_8QS\\_nyzM8](https://www.youtube.com/watch?v=G_8QS_nyzM8)



There is also the film of the story available on iPlayer that you might want to watch after you have read the story.

## English Activities –

- After you have read or listened to the story I would like you to respond to the story thinking about these questions.
  - How did the story start?
  - Which places did the snail visit with the whale?
  - How did the story end?
  - What was your favourite part and why?
  - What was your least favourite part and why?
  - What would you change in the story?
- Read back through the story or watch it via YouTube with your grown up again. I would like you to make a word bank of adjectives (describing words) used in the story to describe nouns (names of things). You could write these in a list or use the mind map idea you have used over the past couple weeks.

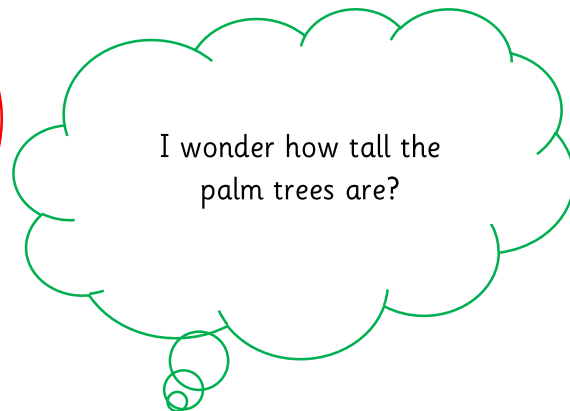


- Can you use the adjectives from the story or some adjectives you can think of to make these nouns sound much better?

Example: whale → enormous, grey humpback whale


- sea
- snail
- rock
- penguins
- island
- fish
- lightning
- thunder
- boat
- beach
- school
- children
- teacher
- firemen

- How do you think the snail felt at different parts of the story? What do you think the snail was thinking? What could the snail have been saying? Use a heart to show how the snail was feeling, the thought bubble for thinking and the speech bubble for words the snail might have said. Record your ideas for different parts of the story.



- Look at the different settings in the story and choose your favourite one. I would like you to write a setting description about it as if you were the snail on his adventures. Think about everything you could see, hear, smell, taste and feel. Make some notes to help you before you write your full sentences.

Don't forget our KS1 Non-negotiables –



Remember how to make our Year 2 writing more exciting.

Conjunctions to extend ideas.

and or but so when if that because

Adjectives to create expanded noun phrases: vast, enormous, tiny, wonderful.

Adverbs to say how something is being done – fast, sensibly, quickly

Different sentence types:

Questions – What could I see when I walked through the tropical jungle?


Exclamations – How amazing it was to see so many tall palm trees!

Command – Don't make eye contact with the scary bear.

Statement – The loud birds were singing to each other in the trees.

Here is an example of a setting description that I have written.

*What an amazing volcano I could see up ahead! The bright orange lava blasted out of the top freely. I could hear the cheeky monkeys shouting loudly to each other in the tall trees that were covered in huge, green leaves. The smell of the salty sea filled my nostrils and for a minute I missed my little sea snail friends because they weren't getting to share this amazing adventure. The cold waves moved softly against the side of the enormous whale but they didn't touch me. How wonderful this island looked but it was time to move on!*



- Using these sentences below can you put the commas into the correct place in the list. Remember you don't need a comma before the last thing in the list, you would need to use the word 'and'.

Example –

*They saw icebergs, caves, mountains, sands **and** beaches.*

The snail looked at the sky the sea the land the sand and the waves.

The sky was sunny blue warm and bright.

In the sea were caves sharks whales dolphins and fish.

The classroom had chairs tables a blackboard and a teacher.

Under the sea they saw fish an octopus rocks and a shark.

- Using the story map below can you write a diary entry in the character of the snail? Start your diary entry with –

*Dear Diary,*

*What an amazing adventure I had had!*

You will need to remember our Year 2 Writing Targets that I mentioned above!





## Daily Challenges

There are lots of activities above to keep you busy but this week there will be sports challenges that I have sent you and daily challenges added to our Class Story on Class Dojo. This week we have some Art and Science activities.


## National Sports Week at Home: Saturday 20<sup>th</sup> – Friday 26<sup>th</sup> June 2020



The annual National School Sport Week campaign takes place in the last week of June every year to celebrate the important role of Physical Education and school sport in enhancing young people's wellbeing.

This year, the Youth Sport Trust has teamed up with Sky Sports to run a national campaign which will aim to unite the country - families, schools, sport and businesses - in a celebration of the power of sport to bring people together, even during isolation.

I have sent you the challenges that have been set and I would like you to choose a different active challenge to take part in each day. When you have completed a challenge can you colour in one part of the rainbow; by the end of the week you should have a full rainbow! You could record your family's challenges on the planner I sent you.





## Spellings

If you are in Mrs Hunter's Spelling group we are continuing to learn to spell some more homophones and near homophones.

one

won

bear

bare

son

sun

quiet

quite

bee

be

Can you use these words in sentences  
to show that you understand their  
meaning?

If you are in Miss Nichols' Group can you practice reading and spelling these words?

were

was

said

says

one

once

come

some

Keep sharing your spelling challenge scores with me on your portfolios! I love seeing how well you are doing.

Use 'Oxford Owl' for accessing different reading books according to the level you are reading at school.

## Keep Active

I have a feeling you're going to keep extremely active this week!

Daily Lessons are being provided by the BBC which could support your learning.

<https://www.bbc.co.uk/bitesize/dailylessons>

Remember if you need any support contact me on Class Dojo.

I love seeing your daily updates on Class Dojo and seeing how much effort you are putting into your learning. I am very proud of all of your hard work so far; keep it up!

Take care, Stay Safe and keep smiling Year 2!

Mrs Hunter

