



Home Learning Activities

w.b. 29.06.2020

Year 2



Hello Everyone!

I was blown away by the great efforts you put in last week to complete lots of learning activities. You are working very hard and making me smile every day! Well done. I was very impressed with how many of you took part in National School Sports Week at home; especially the wonderful Sports Day I saw!

This week we are completing a mixture of English, Geography and History tasks focusing on Seaside Towns.

Each day I will continue to add another Daily Challenge linked to other areas of our learning around the topic of 'Seasides'. This week we will be getting creative and also completing a Science task.

Keep up the super efforts I have seen over the past weeks and don't forget to keep me updated with your learning on Class Dojo!

Remember, if you need any advice or support, please don't hesitate to contact me via message on Class Dojo.



Maths –

Lots of you are continuing to follow the lessons on White Rose Maths Home Learning and have completed lots of the activities so far. This week use **Summer Term Week 8 (w.c 15th June)** from the website. <https://whiterosemaths.com/homelearning/year-2/> THIS LINK WILL TAKE YOU TO THE MAIN PAGE FOR YEAR 2 HOME LEARNING SO YOU WILL NEED TO SCROLL DOWN TO SUMMER TERM WEEK 8.

Summer Term - Week 8 (w/c 15th June)

Lesson 1 - Count sides and vertices on 2D shapes

Lolly stick pens

Have a go

Looking for the worksheets? Contact your child's school to check if they have a subscription to our worksheets. Alternatively, read more here or get some extra practice from BBC Bitesize.

Easter Fun

Summer Term

Home Learning - Early Years

Home Learning - Year 1

Home Learning - Year 2

Home Learning - Year 3

Home Learning - Year 4

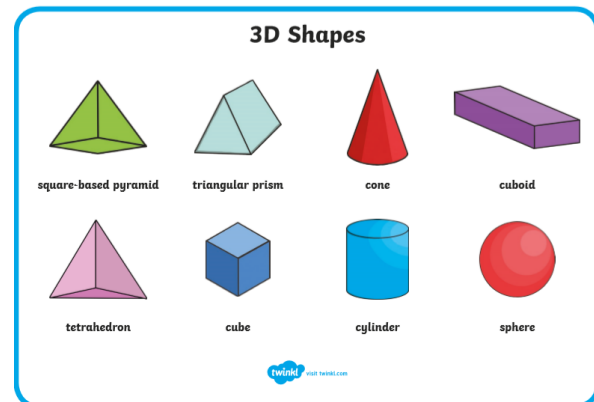
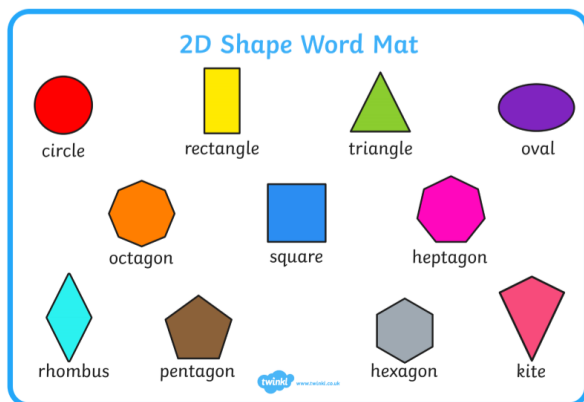
Home Learning - Year 5

Home Learning - Year 6

Home Learning - Year 7

This week you will be focusing on counting sides and vertices on a 2D shape, counting faces, edges and vertices on 3D shapes, sorting 2D and 3D shapes and also patterns with 2D and 3D shapes. I hope you enjoy completing the family challenges on Friday; the most suitable questions for Year 2 are 1, 2 & 3. But you could give the others a try with the support of a grown-up. Let me know how you have done with the challenges on Class Dojo!

GROWN UPS – I will send the worksheets via messages on Class Dojo as usual. You don't have to print them out and can record the answers in the Maths Book if this is more suitable. If you need any previous or future sheets, please let me know.



English/Geography/History




This week our learning is more of a little project linked to Geography and History with some writing tasks to complete to show what you have learnt. You will need to complete some research and at the end of the week I would like you to create a leaflet about a chosen seaside town.

Activities –

- Using the map, can you circle the places that are by the sea in one colour and the places that are not near the sea in another colour.



- Can you make a list of the seaside towns? Have you visited any of these places? Have your parents or grandparents visited any of these places?
 - Ask them some questions about the seaside towns they have visited for example: What was it like in the seaside town? What was there? How was it different to where we live?
- What are the usual features of a seaside town?



Label the features on the photo of a seaside town.

- Can you sort the seaside features into Human and Physical Features?
 - Human Features – A man made landmark, building or anything that is built by a human (not something that is formed naturally).
 - Physical Features – A feature that has been formed naturally (humans didn't build it)

Draw a table like this to help you sort the key words:

| Human | | | Physical | | |
|-------|--|--|----------|--|--|
| | | | | | |

sand

sea

promenade

vegetation

harbour

shop

cliffs

coast

pier

beach

fairground

lighthouse

- Using the picture below I would like you to think about what you would hear, see, smell, feel and taste if you were really there. The 'Barnaby Bears visits Poole Harbour' video might give you some more ideas too - <https://www.bbc.co.uk/programmes/b0078zkm/clips>



What can I see?

What can I hear?

What can I touch/feel?

What can I smell?

- Over the years Seaside Towns have changed a lot. Use the information below and the reading comprehension to find out more about seascides in the past and present.

Seasides Past and Present

Victorian Seaside Holidays



Seaside holidays back then were very different. Most Victorians would go to a British seaside, such as Blackpool because flying to another country wasn't an option.

They believed that the seaside air was good for you.

Some beaches were divided for men and women.

Sunbathing wasn't in fashion back then, so the Victorians would go to the beach fully clothed. 'Sea bathing' was done instead.

Beaches were a lot cleaner back then as there weren't as many packaged foods and snacks.

Reading Comprehension Questions

Reading Comprehension below

1. When did seaside holidays roughly begin? Tick one.

- 1600s
- 1700s
- 1800s

2. When was the railway invented? Tick one.

- 1840s
- 1480s
- 1800s

3. What were bathing machines used for? Tick one.

- keeping warm
- washing clothes
- changing in

4. Draw lines to match these sentences.

They eat

They travel

They enjoy

arcades and fun fairs.

fish and chips.

by car.

5. What was the first British seaside town called? Tick one.

- Seatown
- Scarborough
- Salisbury

History of Seaside Holidays

The First Seaside Holidays

- They first started in the 1700s.
- The first seaside holidays were only for the rich.



Changes to Seaside Holidays

- The railway was invented in the 1840s.
- Then more people could go to the seaside.
- More hotels were built for people to stay in.
- Lots of beaches were given bathing machines.
- People got changed in the bathing machines.
- They did not like showing their bodies.



A Comparison: Then and Now

| | Then | Now |
|------------|-----------------------------|-------------------------------------|
| Travel | train | car |
| Food | fish and chips ice cream | fish and chips ice cream |
| Activities | donkey rides | donkey rides arcades fun fair |

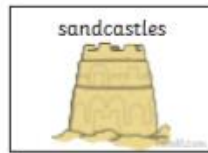


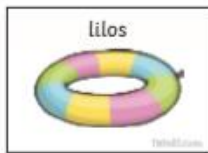
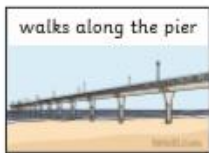
Did you know?

The first British seaside town was Scarborough.



- Now you have learnt about Seasides Past and Present can you sort the pictures into the correct groups in the table. (You can draw your own table in your book instead of printing this out).


| past | both | present |
|------|------|---------|
|------|------|---------|



- I would like you to time travel now! Travel back in time to Victorian Times. You are going on a seaside holiday. Write a postcard to your friend to tell them all about your exciting holiday!

Don't forget our KS1 Non-negotiables –

The old dog
took his
bone home.
He buried it
in the garden.
twinkl.com



ch qu
ow ay

Remember how to make our Year 2 writing more exciting.

Conjunctions to extend ideas.

and or but so when if that because

Adjectives to create expanded noun phrases: exciting, hot, delicious.

Adverbs to say how something is being done – fast, sensibly, quickly

Different sentence types:

Questions – What is the weather like back at home?

Exclamations – What a great Punch and Judy show we watched!

Command – Don't forget to water my plants!

Statement – The beach is extremely busy today.

Here is an example of a postcard that I have written.

Dear Stanley,

What a long journey it was on the train to the wonderful seaside! How is everyone back at home? We have watched some hilarious Punch and Judy shows and taken some wonderful donkey rides along the golden sands. My favourite part of the holiday so far is going out into the sea in the bathing machines because I can cool down a little. How hot the sunshine is!

Don't forget to feed my cheeky rabbit while I'm away or he will get very hungry!

See you soon. Bob x



Mr. S. Small,
2, Small Terrace,
Smallville,
SM4 4LL

● Research Time –

Choose one of the seaside towns from the map you saw above. Find out all of the exciting things they have on offer.

- Where is the seaside town?
- Why should people visit there?
- What attractions do they have?
- What are the best places to eat?
- What makes their seaside town better than any others?
- Does it have any exciting history?

A central yellow sun with rays is surrounded by six empty rectangular boxes. Arrows point from the sun to each box: one to the top-left, one to the top-right, one to the middle-right, one to the bottom-right, one to the bottom-left, and one to the middle-left. A small seagull is flying in the top-right box.

- Using your research, I would like you to create a Tourist Information Leaflet to encourage someone to visit the seaside town.

Posters and Leaflets

- Short, snappy sentences/phrases
- An eye catching layout
- A catchy slogan
- Something to offer
- Attention grabbing pictures or photographs
- A final reminder of the product or message

twinkl


| | Things to see and do | Where to go |
|--|---------------------------|---|
| <p style="text-align: center;">Brochure</p> <p>_____</p> <p>_____</p> | <p>_____</p> <p>_____</p> | <p>_____</p> <p>_____</p> <p>_____</p> <p>_____</p> |



An example of how you might want to lay your leaflet out.

Things to see and do

Where to go

Brochure





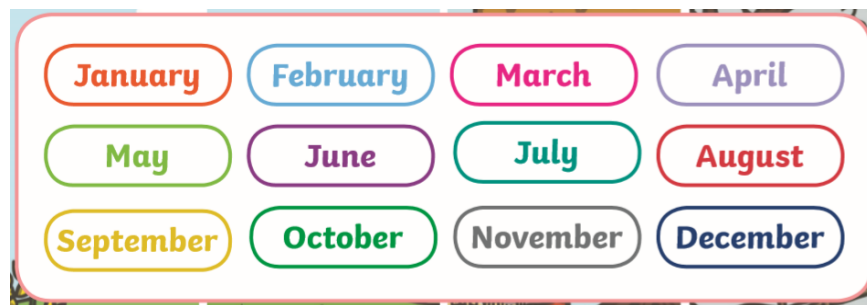
Daily Challenges

The activities for your Home Learning will keep you very busy this week. I will continue to post daily updates and challenges for you to take part in on our Class Story.

Spellings

Some of you have started to use EdShed to practice your spellings; keep up the hard work. I have added some coins to your account for your hard work.

If you are in Mrs Hunter's Spelling group, we are learning to spell the months of the year.



If you are in Miss Nichols' Group can you practice reading and spelling these words?

push

pull

there

where

you

your

to

today

Keep sharing your spelling challenge scores with me on your portfolios! I love seeing how well you are doing.

Use 'Oxford Owl' for accessing different reading books according to the level you are reading at school.

Keep Active

You can continue using the Sports Challenge ideas from last week to help you find new ways to stay active!

Daily Lessons are being provided by the BBC which could support your learning.

<https://www.bbc.co.uk/bitesize/dailylessons>

Remember if you need any support contact me on Class Dojo.

I love seeing your daily updates on Class Dojo and seeing how much effort you are putting into your learning. I am very proud of all of your hard work so far; keep it up!

Take care, Stay Safe and keep smiling Year 2!

Mrs Hunter

