



Home Learning Activities

w.b. 06.07.2020

Year 2



Hello again Year 2!

You worked so hard again last week and you showed lots of Geography, History and Writing skills in your activities. You found out a lot about the seaside, the different features and how seaside holidays have changed over the years. I loved the postcards and leaflets that you created too!

This week we are looking at Poetry linked to the seaside so I hope you enjoy this.

I will continue to update our Class Story on Class Dojo each morning and send you some exciting daily challenges. You are really enjoying these!

Remember to send photos and messages linked to your learning to your Portfolios so I can see what wonderful activities you have completed.

Remember, if you need any advice or support, please don't hesitate to contact me via message on Class Dojo.



Maths –

Thank you for your continued efforts using White Rose Maths. Well done if you have used EdShed to practice some of your Maths skills too; I have sent you some coins as a reward!

This week use **Summer Term Week 9 (w.c 22nd June)** from the website.

<https://whiterosemaths.com/homelearning/year-2/> THIS LINK WILL TAKE YOU TO THE MAIN PAGE FOR YEAR 2 HOME LEARNING SO YOU WILL NEED TO SCROLL DOWN TO SUMMER TERM WEEK 9.

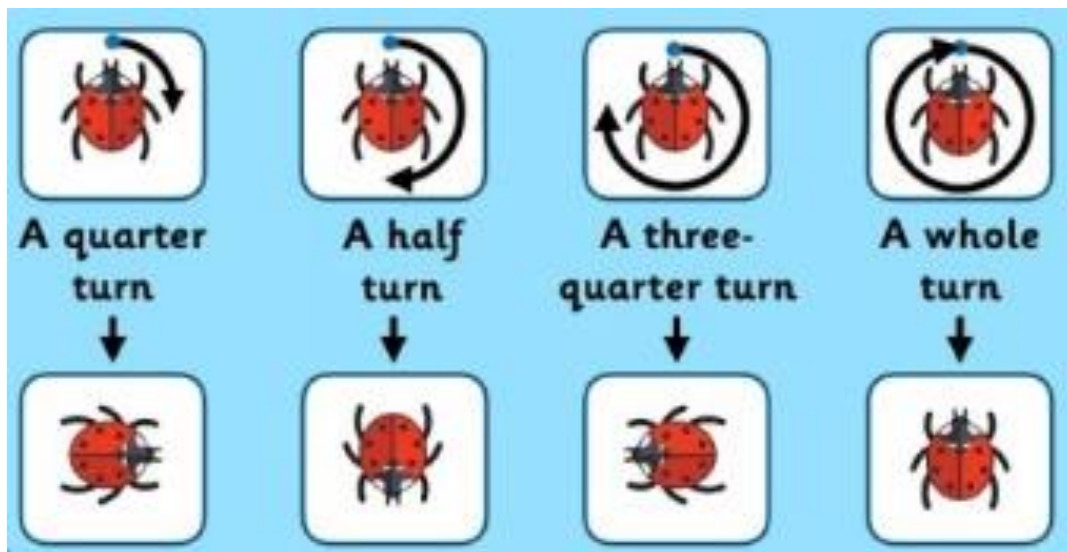
WE HAVE ALREADY COVERED LENGTH IN OUR MATHS LEARNING DURING OUR TIME AT HOME SO THERE ARE ALTERNATIVE LESSONS AND ACTIVITIES FOCUSING ON MOVEMENT AND TURNS.

If you would like the learning activities linked to Length, please let me know and I can send these also.

Topic	Video	Premium Subscriber? Get the worksheet!
Describing movement	https://vimeo.com/430109300	Summer Block 1 Describing movement
Describing turns	https://vimeo.com/430109458	Summer Block 1 Describing turns
Describing movement and turns	https://vimeo.com/430109634	Summer Block 1 Describing movement and turns
Align with BBC progression	Align with BBC progression	Align with BBC progression


I hope you continue to enjoy completing the family challenges on Friday; remember, the most suitable questions for Year 2 are 1, 2 & 3. But you could give the others a try with the support of a grown-up. Let me know how you have done with the challenges on Class Dojo!

GROWN UPS – I will send the worksheets via messages on Class Dojo as usual. You don't have to print them out and can record the answers in the Maths Book if this is more suitable. If you need any previous or future sheets, please let me know.



English

This week we are continuing to look at the seaside. I have included some activities focusing on the alphabet and some lovely poetry activities for you to complete.



Activities –

Seaside Alphabet Challenge

Can you come up with a seaside themed word for each letter of the alphabet?



A _____	N _____
B _____	O _____
C _____	P _____
D _____	Q _____
E _____	R _____
F _____	S _____
G _____	T _____
H _____	U _____
I _____	V _____
J _____	W _____
K _____	X _____
L _____	Y _____
M _____	Z _____

You don't need to print this out and can write it straight into your writing book.

- Can you put these seaside words in alphabetical order? Use the alphabet strip to help you if you need it. I have written two lists; the second one is a little trickier as some words begin with the same letter so you will need to look at the second letter as well to help you order them



List 1


pier
 ice cream
 frisbee
 lighthouse
 cliffs
 shells
 waves
 bucket

List 2

pier
 fish and chips
 ice cream
 seagull
 frisbee
 lighthouse
 cliffs
 shells
 waves
 bucket
 Punch and Judy

- Rhyming Words – in lots of poems and books we find rhyming words. Can you read the words below and write as many different words that you can think of that rhyme with them? Example: sand, hand, band etc.
 - tide
 - hat
 - sea
 - shell
 - hut

- Read the poem below. Can you find the rhyming words? Can you think of any more words that rhyme with the ones in the poem?



Seaside things
 Ice cream and lollipops
 Beads and books in seaside shops
 Trumpets in the village band
 Crabs and seaweed on the sand
 Rippling waves, the cliffs and rocks
 Bare feet, walking without socks
 Sandy hands and flying kite
 Punch and Judy, red and white

Maureen Warner

Which words are nouns? (names)


Which words are verbs? (doing/action words)

Which words are adjectives? (descriptive words)

- Use the words from the poem and what you now know about the seaside to create your own seaside acrostic poem. Write your poem straight into your writing book and remember to make your nouns sound better using adjectives!



- Have a look at the photos of the sea shells below. Can you think of some adjectives to describe them? Think about the shape, the smell, the colour and the texture (how they might feel). You might have some of your own shells at home to help you think of even more adjectives.



- Use your ideas to write a poem about the shells. Each line needs to have two adjectives in it to describe the shell.

Example:

A spiky stripy shell.
A smooth shiny shell.

- Do you remember what a verb is? I would like you to make a list of activities you like to do at the beach. Your verbs need to end in '-ing'

Example:

running
jumping
laughing

- Using your list of verbs write a poem about what you like to do at the beach. Your poem needs to start and end with the line, 'I love everything at the beach'

Example:

I love everything at the beach.
Running into the freezing sea.

Eating delicious fish and chips.
Laughing with my friends.
I love everything at the beach.

(Try to make your poem longer and more exciting than mine too!)

- Think of the sand on the beach. How could you describe the sand? Use the ideas to write a poem about the sand using three different adjectives in each line.

Example:

Sand, sand, sand.
Itchy, yellow, wet sand.
Thick, squelchy, cold sand.
Hot, dry, gritty sand.
Sand, sand, sand.

- Read the poem by Jennifer Tweedie below.

Ocean Travel

If I could travel
the oceans blue,
these are the things
that I would do:

Fly with puffins
under the sea.
Dive with seagulls.
Fish for my tea.

Cling to the tail
of a rolling whale.
Leap with dolphins
in a buffeting gale.

Soar with an eagle.
Hunt with a shark.
Frolic with seals.
Fly home before dark.

Can you write your own version of the poem? Think of all the sea creatures and other animals you might see on your ocean journey and what you would do with them.

Example:



If I could travel the ocean blue
These are the things that I would do.

Wrestle with a squid.
Dive with the dolphins.
Etc.

- Using what you know about the animals at the seaside and verbs I would like you to write one more poem called 'Swimming in the ocean what did I see.'

Example:

Swimming in the ocean what did I see?
I saw a jellyfish wriggling at me.
Swimming in the ocean what did I see?
I saw a crab pinching at me.
Swimming in the ocean what did I see?
I saw a shark showing his teeth at me.
Etc.



Daily Challenges

The poetry activities will definitely keep your brains busy this week. I will continue to update our Class Story with some fun daily challenges linked to Computing, Reading, Art, Music and Geography this week.

Spellings

Well done if you have used EdShed to practice your spellings this week; I have added some coins as a reward!

If you are in Mrs Hunter's Spelling group read these words and practice spelling them.

who

why

what

how

which

where

when

everybody

beautiful

because

If you are in Miss Nichols' Group can you practice reading and spelling these words?

old

gold

hold

cold

told

only

Keep sharing your spelling challenge scores with me on your portfolios! I love seeing how well you are doing.

Use 'Oxford Owl' for accessing different reading books according to the level you are reading at school.

Keep Active

Keep your bodies active too! Why not try out some of the Super Movers videos online as they are extremely fun!

Daily Lessons are being provided by the BBC which could support your learning.

<https://www.bbc.co.uk/bitesize/dailylessons>

Remember if you need any support contact me on Class Dojo.

I love seeing your daily updates on Class Dojo and seeing how much effort you are putting into your learning. I am very proud of all of your hard work so far; keep it up!

Take care, Stay Safe and keep smiling Year 2!

Mrs Hunter

