



## Home Learning Activities

w.b. 13.07.2020

Year 2



Ahoy there Year 2 and welcome to another lovely week of learning!

I loved reading your poetry last week. You all worked very hard to make your poems exciting using adjectives and lots of different verbs! I am so pleased that you are continuing to keep your brains active using EdShed, Lexia, Times Tables Rock Stars, Numbots and Espresso too!

This week we are focusing our learning on the topic of 'Pirates' and at the end of the week you can have a pirate party to celebrate all of the hard work and effort you have put in to your learning!

Each day I will continue to send you another Daily Challenge and you can share your completed challenges with me by uploading your photos to your portfolio on Class Dojo.

Parents, I hope you enjoyed reading your child's school report last week and finding out about the great year they have had in Year 2.

Remember to send photos and messages linked to your learning to your Portfolios so I can see what wonderful activities you have completed.

Remember, if you need any advice or support, please don't hesitate to contact me via message on Class Dojo.



## Maths –

Thank you for your continued efforts using White Rose Maths. I have been sending reward coins for those who have been using EdShed to practice their Maths too!

This week use **Summer Term Week 10 (w.c 29<sup>th</sup> June)** from the website.

<https://whiterosemaths.com/homelearning/year-2/> THIS LINK WILL TAKE YOU TO THE MAIN PAGE FOR YEAR 2 HOME LEARNING SO YOU WILL NEED TO SCROLL DOWN TO SUMMER TERM WEEK 10.

Summer Term - Week 10 (w/c 29th June)

### Lesson 1 - Measure mass in grams

What is the mass of each bowling ball?

Each bowling ball weighs 25 g

Looking for the worksheets? Contact your child's school to check if they have a subscription to our worksheets. Alternatively, read more here or get some extra practice from BBC Bitesize.

At least each bowling ball weighs 30 g

Home Learning - Year 2

This week you are learning about measuring mass in grams, measuring mass in kilograms, comparing volume and measuring in millilitres.

I hope you continue to enjoy completing the family challenges on Friday; remember, the most suitable questions for Year 2 are 1, 2 & 3. But you could give the others a try with the support of a grown-up. Let me know how you have done with the challenges on Class Dojo!

**GROWN UPS – I will send the worksheets via messages on Class Dojo as usual. You don't have to print them out and can record the answers in the Maths Book if this is more suitable. If you need any previous or future sheets, please let me know.**



## English

This week we are focusing our English tasks around the topic of 'Pirates'. I have added a list of pirate stories below that you might wish to watch with your grown-ups.

The Night Pirates - <https://vimeo.com/412235263>

Portside Pirates - <https://www.youtube.com/watch?v=qAngsMJD3I>

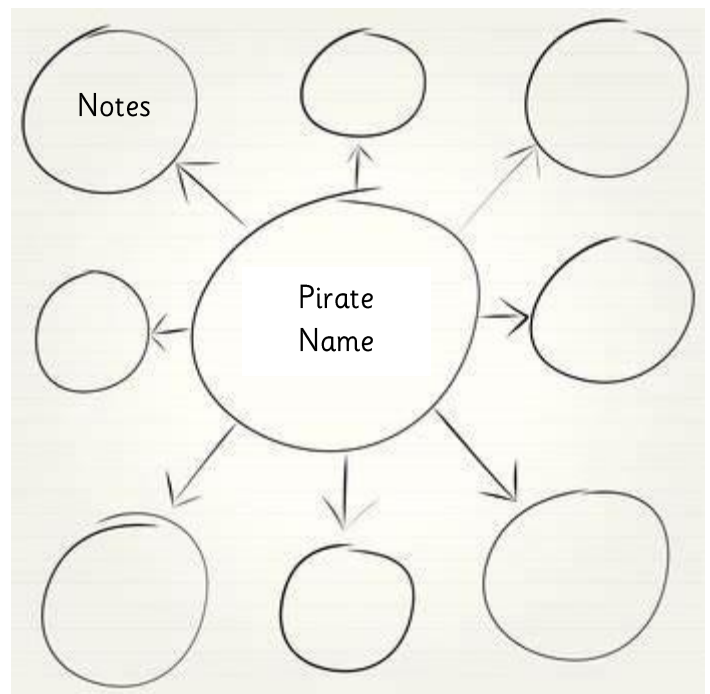
Skullabones Island Five Minutes to Bed - <https://www.youtube.com/watch?v=Bl5EKP1y4Ic>

The Pirates Next Door - <https://www.youtube.com/watch?v=tS44DFsQgDc>

Class 3 All at Sea - <https://www.youtube.com/watch?v=J15ZRmhWdRs>

## Activities –

- Find out about a famous pirate! I will send you an information PowerPoint about some different famous pirates. Read through the information and choose one pirate to write about. First make some notes to help you with your writing. Use a mind map to record your notes.



Don't forget our KS1 Non-negotiables –



Remember how to make our Year 2 writing more exciting.

Conjunctions to extend ideas.

and or but so when if that because

Adjectives to create expanded noun phrases: gigantic, scary, horrendous

Adverbs to say how something is being done – horribly, nastily, quickly

Different sentence types:

Questions – Have you seen Blackbeard?

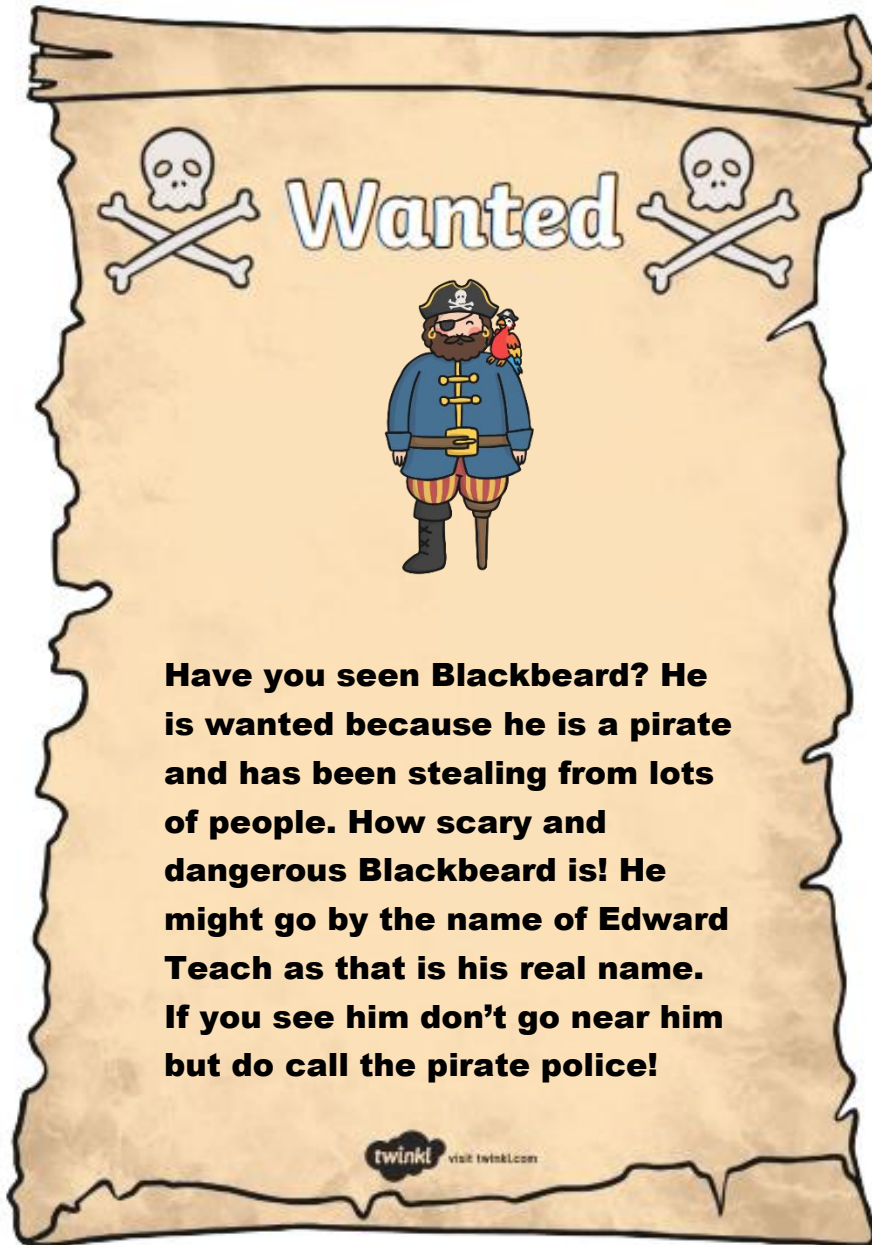
Exclamations – How unlucky William Kidd was!

Command – Don't go near the pirates.

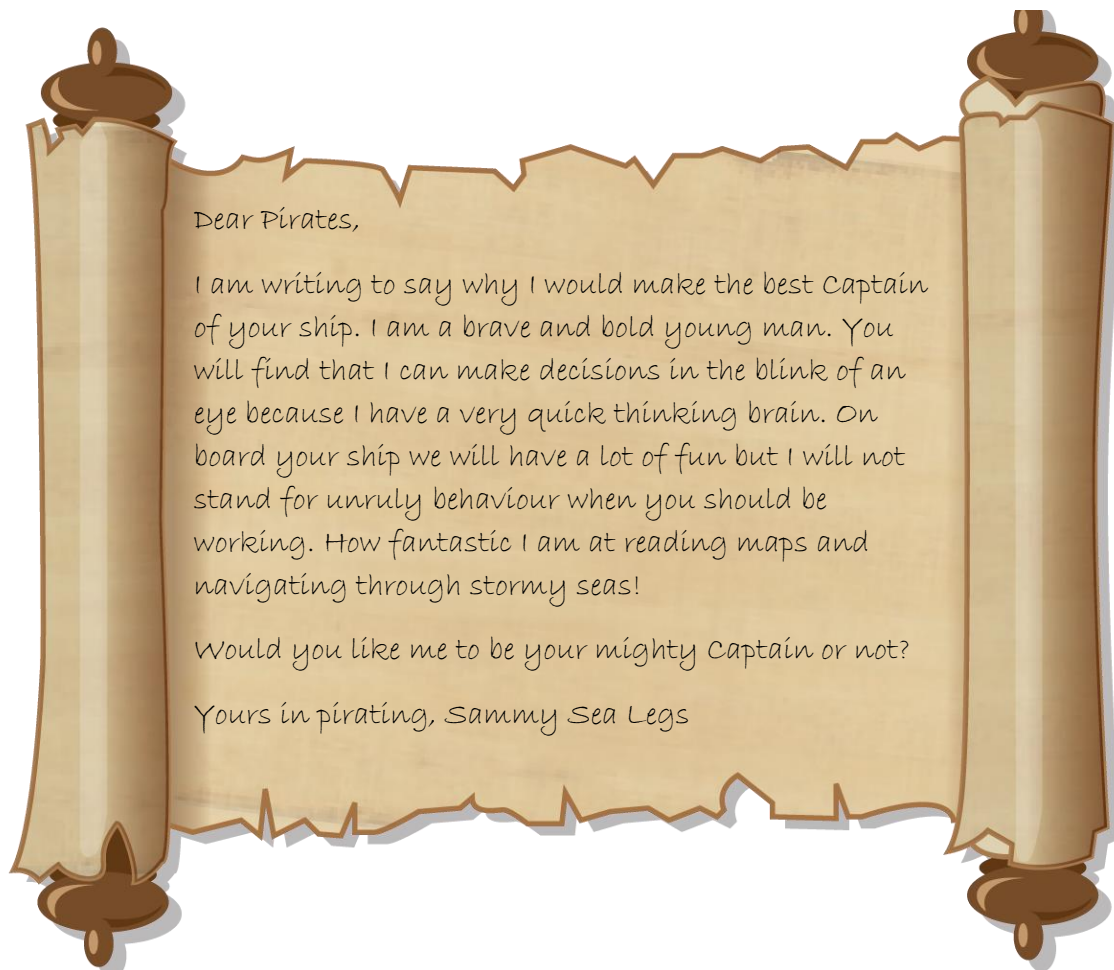
Statement – Anne Bonny was born on 8<sup>th</sup> March.

- When you have collected your information and recorded some notes I would like you to use them to create a WANTED poster for your chosen pirate. Remember to make your writing as exciting as you can.

Example of WANTED Poster.



- Using the information that I will send on Class Dojo find out about the different jobs on board a pirate ship. After you have found out about them choose one that you would like to do the most. Write a letter explaining why you should be given the job. Use the example below to help you.



Dear Pirates,

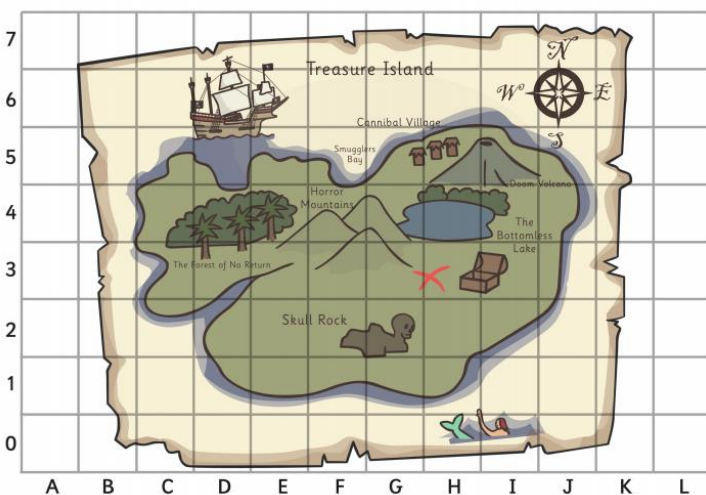
I am writing to say why I would make the best Captain of your ship. I am a brave and bold young man. You will find that I can make decisions in the blink of an eye because I have a very quick thinking brain. On board your ship we will have a lot of fun but I will not stand for unruly behaviour when you should be working. How fantastic I am at reading maps and navigating through stormy seas!

Would you like me to be your mighty Captain or not?

Yours in pirating, Sammy Sea Legs

- Create a treasure map and write instructions for how someone can find the treasure. You might want to make some tea stained paper for your treasure map to make it more authentic!

Example -



*These instructions will guide you to find the golden treasure chest that is filled with gigantic jewels.*

- *First jump off your pirate ship but don't fall on to the ragged rocks in the spooky bay.*
- *Next walk carefully until you reach The Forest of No Return and make sure you tiptoe through or you might wake the pirate catchers.*
- *After that climb bravely up the tall Horror Mountains that are covered in spiky nettles and sharp brambles.*
- *When you reach the top the quickest way to get down is by doing forward rolls if you can.*
- *Don't fall into The Bottomless Lake because it is full of greedy crocodiles waiting for their dinner.*
- *Finally, if you look very carefully you will see a red cross painted on a tree and there you will find the glorious sight of the treasure chest!*
- *Be careful going back to your pirate ship with your new found treasure.*

- Write a message in a bottle to your new teacher. Some ideas for what to include are:
- What have you enjoyed doing in your learning at home?
- What are your favourite subjects?
- What are your friends called?
- Who do you live with?
- What are your hobbies/favourite colours/favourite foods?
- What are you looking forward to learning in Year 3?



- On Friday I would like you to have a little celebration with your family to celebrate everything you have achieved and learnt during Year 2. I am so proud of how you have adapted to learning at home and can't wait to have you back in school learning again in September. Well done to all of you and thank you to your grown-ups for all of their support.

## Daily Challenges

This week our daily challenges are focusing on Art and Design, Music, Science and Computing. I will upload a challenge each day and then you can share your completed challenge with me on your Class Dojo Portfolio.

## Spellings

Well done if you have used EdShed to practice your spellings this week; I have added some more coins as a reward!

If you are in Mrs Hunter's Spelling group read these words and practice spelling them.

careless

careful

movement

moving

fearfully

fearless

kindly

kindness

enjoyment

enjoying

If you are in Miss Nichols' Group can you practice reading and spelling these words?

boxes

foxes

pushes

pulls

rocks

friends

Keep sharing your spelling challenge scores with me on your portfolios! I love seeing how well you are doing.

Use 'Oxford Owl' for accessing different reading books according to the level you are reading at school.

### Keep Active

Keep your bodies active too! Why not watch the Pirate Aerobics on Cbeebies – it's called 'Aaargh-robics' and looks like a lot of fun. <https://www.bbc.co.uk/cbeebies/watch/swashbuckle-aaargh-robics-sketch>

Daily Lessons are being provided by the BBC which could support your learning.

<https://www.bbc.co.uk/bitesize/dailylessons>

Remember if you need any support contact me on Class Dojo.

I love seeing your daily updates on Class Dojo and seeing how much effort you are putting into your learning. I am very proud of all of your hard work so far; keep it up!

Take care, Stay Safe and keep smiling Year 2!

Mrs Hunter

