

E-Safety Policy - Remote Learning for Future Lockdowns.

This document has been written as an appendix to the existing safeguarding and E-safety policies based on the most recent government guidelines available on 03/12/2020 for Remote Learning and E-Safety during school closures or local lockdowns.

Guidance available at;

<https://www.gov.uk/guidance/get-help-with-remote-education>

The reviewing of this policy will be on-going as and when the government guidelines change.

At St Joseph's Catholic Primary School, we recognise that we are currently experiencing unprecedented times in the continued response to the Covid-19 crisis.

As a school we recognise that during these times children's schooling may need to return to remote learning during local lockdowns or periods of self-isolation for 'bubbles'. We also note that this means during these times, children may be spending a lot more time online to access remote learning. We therefore recognise that now, more than ever, it is extremely important that we ensure a safe online learning environment and that our staff, children and their parents/carers are aware of current guidelines and available support for E-Safety concerns.

Remote Learning Precautions:

Safeguarding Leads will:

- Ensure all websites given to children are secure and follow school monitoring programs

- Ensure all staff are monitoring children's use of games/websites/remote learning sites provided

- Monitor and act upon any online safety concerns reported by staff

- Ensure all apps/websites/logins are GDPR compliant and age appropriate

- Offer advice to parents if contacted regarding online safety via p3501.admin@durhamlearning.net

- Referrals to social care and or police if needed regarding an E-Safety concern.

Teachers will:

Ensure all websites given to children are secure and follow school monitoring programs

Continue to follow schools E-Safety guidelines and procedures and monitor children's usage

Continue to follow safeguarding policies in reference to concerns about a child and report these appropriately to a safeguarding lead.

Continue to look for signs that a child may be at risk online during remote learning.

During any contact with parents/carers reinforce and model guidelines on keeping children safe online and appropriate internet usage.

Continue to educate children on appropriate and safe internet use, modelling good practise of online communication peer to peer and teacher to pupils.

E-Safety Policy - Remote Learning for Future Lockdowns.

Apps/Sites for Remote Learning

As a school we have asked the children and their families to use the following website for interactive remote learning using their log in details provided.

Office 365-Teams

Lexia

Times Tables RockStars

Numbots

Fiction Express

Spag.com

Espresso

EdShed

Tapestry

We have also given a further list of recommended websites in home learning packs for example BBC bitesize, Phonics Play and many more which do not require the children to have personal login details during these times.

Prior to assigning these websites and tasks all staff have ensured they are:

GDPR compliant

Age appropriate and accessible

Fit within school monitoring systems e.g Smoothwall

At St Joseph's we are using Office 365 and Teams as a means of communicating with parents/carers and children.

Leaders have:

Ensured Office 365 and Teams are GDPR Compliant

Set up using a strong password

Ensured this is a link to parents, and children should not access this on any personal account or login.

When using Office 365 and Teams staff will:

Only access Office 365 and Teams for communication on a school device (laptop or iPad). Class Dojo **MUST NOT** be accessed or used to communicate on any staff personal devices.

Follow school's acceptable usage policy when using Office 365/Teams.

Continue to follow schools E-Safety guidelines and procedures and monitor children's usage

Continue to follow safeguarding policy procedures in reference to concerns about a child and report these appropriately to a safeguarding lead.

In EYFS we are using Tapestry as a means of communication with parents alongside Office 365/Teams;

Leaders have:

Ensured Tapestry is GDPR Compliant

Set up using a strong password

Ensured this is a link to parents, and children should not access this on any personal account or login.

When using Tapestry staff will:

Only access Tapestry for communication on a school device (laptop or iPad). Class Dojo **MUST NOT** be accessed or used to communicate on any staff personal devices.

Follow school's acceptable usage policy when using Tapestry and Office 365.

Continue to follow schools E-Safety guidelines and procedures and monitor children's usage

Continue to follow safeguarding policy procedures in reference to concerns about a child and report these appropriately to a safeguarding lead.

E-Safety Policy - Remote Learning for Future Lockdowns.
Apps/Websites for Remote Learning—Continued

As a school we have set up Office 365 –Teams for all children to allow virtual teaching where appropriate and remote learning.

Office 365 Teams will be used for:

Virtual whole class lessons/small group meetings.

Use teaching tools to support learning such as assignments, interactive, messages, announcements and whiteboards etc.

Leaders have:

Ensured Office 365 Microsoft Teams is GDPR Compliant

Set up Microsoft Teams using a strong password

Gained parental consent for each child using Microsoft Teams

Authorised this policy and its expectations.

Ensured this is a link to parents, and children should not access this on any personal account or login.

When using Office 365 Teams staff will:

Only access Microsoft Teams for communication on a school device (laptop or iPad). Teams **MUST NOT** be accessed or used to communicate on any staff personal devices.

Follow school's Acceptable Usage Policy when using Microsoft Teams

Microsoft Teams live lessons must only take place during school contact hours (8.30-4pm).

Continue to follow schools E-Safety guidelines and procedures and monitor children's usage

Continue to follow safeguarding policy procedures in reference to concerns about a child and report these appropriately to a safeguarding lead.

Monitor children's usage and ensure children only access Microsoft Teams

services such as messaging and video calls when requested to do so for educational purposes.

Ensure children's parents/carers are aware in advance and at the present time that a live virtual lesson or meeting is taking place to ensure appropriate use.

Avoid 1-1 meetings to safeguard children and teachers (if needed consult EHT first for approval).

Ensure live lessons are taught and accessed from a natural place/background in the home—no bed rooms for children or staff.

Ensure live lessons or video calls are secure and not open to public.

At St Joseph's when a child is using Microsoft Teams we expect parents to:

Educate children on appropriate use of the site.

Monitor children's use ensuring it fits with this policy and acceptable internet use.

Ensure children are not accessing services on Teams such as messages or live video calls or lessons by themselves.

Support children in effective and appropriate use of this site for education purposes.

E-Safety Policy.

Reporting and Advice.

At St Joseph's Catholic Primary School we advise the following websites, based on Government guidelines (31/08/2020) for reporting concerns and advice. The following will be shared with parents/carers.

Reporting routes for children during school closures (age appropriate):

CEOP-<https://www.ceop.police.uk/safety-centre/>

ChildLine

https://www.childline.org.uk/?utm_source=google&utm_medium=cpc&utm_campaign=UK_GO_S_B_BND_Grant_Childline_Information&utm_term=role_of_childline&gclid=EAlaIQobChMIlfLRh-ez6AIVRrDtCh1N9QR2EAAYASAAEgLc-vD_BwE&gclid=aw.ds&gclid=aw.ds

UK Safer Internet Centre <https://reportharmfulcontent.com/>

Reporting routes and advice for parents/carers:

CEOP-<https://www.ceop.police.uk/safety-centre/>

Internet Matters

https://www.internetmatters.org/?gclid=EAlaIQobChMIktuA5LWK2wIVRYXVCh2afg2aEAAYASAAEgIJ5vD_BwE

London Grid for Learning <https://www.lgfl.net/online-safety/default.aspx>

Net Aware <https://www.net-aware.org.uk/>

Think-u-know <https://www.thinkuknow.co.uk/>

Parent info <https://parentinfo.org/>

UK Safer Internet Centre <https://www.saferinternet.org.uk/advice-centre/parents-and-carers>

NSPCC Parent Advice: <https://www.nspcc.org.uk/keeping-children-safe/online-safety/>

Alternatively, you can contact the school or your child's class teacher directly, with any concerns regarding online safety and reporting an issue.

E-Safety Policy.

Acceptable Use Teachers

Office 365 & Teams:

Please make sure you have read and understood the information and guidance in this policy, as well as the poster below from National Online Safety.

Staff must not record live lessons at any time. National Online Safety Guide;

<https://nationalonlinesafety.com/guides/10-top-tips-remote-learning-for-teachers>

National Online Safety
#WakeUpWednesday

10 TOP TIPS

REMOTE LEARNING FOR TEACHERS

Remote learning can be a great way to continue learning outside the classroom, particularly in difficult circumstances. For school staff and teachers, there is a lot to consider and planning is key to ensuring a smooth transition from classroom to home. That's why we've created these top tips to help school staff ensure they deliver the most secure and safest remote learning experience they can, both for themselves and their students.

- 1) Familiarise yourself with the relevant policies**
Whilst remote learning might be uncharted territory for you and your school, ensure you still adhere with the relevant policies around safeguarding, acceptable use, data protection, student behaviour and online conduct, for example.
- 2) Consider your surroundings**
The use of webcams, video and live streaming must be done with careful thought. Ensure the positioning of any camera is in an open space with a plain background if possible and with no personal information on display. Avoid bedrooms.
- 3) Create and disseminate a clear distance learning policy and guidance**
This is important so that parents and pupils are clear as to what is expected of you, including around behaviour and conduct. It will also provide them with a level of confidence and reassurance.
- 4) Only use school approved platforms and communication channels**
Make sure that you keep to communicating through official outlets, such as your school online portals or assigned email addresses. Never communicate using personal emails or numbers and refrain from communicating outside of school hours.
- 5) Maintain professional dress at all times**
Treat any online lesson the same as delivering a lesson in the classroom. Maintain a professional image and never wear anything inappropriate or revealing. Encourage your students to also wear their school uniform.
- 6) Distribute a class timetable/schedule for remote learning**
This will help to maintain a structure and lesson plan to classes. Include the frequency of lessons, duration, how they will be delivered, times for online and offline learning and any links. This will give parents a sense of structure and reassurance around lesson delivery.
- 7) Ensure you use the correct/appropriate technology**
Remote learning will mean that you will need to employ the right technology and software to ensure that students are able to access learning in the safest and most secure way. Look to distribute a list of safe apps and software that are secure and won't raise any safeguarding concerns.
- 8) Protect personal data**
Only use appropriate systems and software that require email and password login. It's always best practice to only use school-provided email addresses.
- 9) Consider the needs of SEND pupils and vulnerable learners**
It's important to try and accommodate all students, including children with SEND or those who are more vulnerable, and take into account different levels of learning.
- 10) Try to make lessons fun and engaging and encourage regular feedback**
Remote learning is a fantastic way to be imaginative with teaching and learning and a great way to encourage independent thinking. Try to encourage a two-way flow of communication with parents and students to help maintain transparency and confidence in the learning process.

CLASS SCHEDULE

LOL!


www.nationalonlinesafety.com Twitter - @nationalonlinesafety Facebook - /NationalOnlineSafety Instagram - @nationalonlinesafety

Users of this guide do so at their own discretion. No liability is entered into. Current as of the date of release: 20.03.2020

E-Safety Policy.

National Online Safety; Teams Tips

At National Online Safety we believe in empowering parents, carers and trusted adults with the information they need to hold an informed conversation about online safety with their children, should they feel it is needed. This guide focuses on one platform of many which we believe trusted adults should be aware of. Please visit www.nationalonlinesafety.com for further guides, hints and tips for adults.



Microsoft Teams, or simply 'Teams', is a platform that allows for collaborative working, either as students or as professionals, using communication capabilities through audio, video and instant messaging. The software is available both online through a web browser and to download from microsoft.com. Users can have 1:1 online meetings or set up live events to host up to 10,000 people. Groups can be set up to include only relevant users and almost all file-types can be uploaded and shared, from PDFs and Word documents to audio and video files.

AGE RESTRICTION

13+

What parents need to know about MICROSOFT TEAMS

DISCLOSING PERSONAL DETAILS

Like any messaging service or social network, children can be targeted by others to share their private or personal information ranging from their phone number, birthday and home address to their social media accounts or even their personal login details and passwords. Over-sharing their private information can lead to any manner of risks including online fraud, bullying or even grooming activity.

CYBERBULLYING

The risk of cyberbullying can be increased online when using chat facilities. Microsoft Teams provides the ability for users to chat to each other via its instant messaging service, both as part of a group or privately. Children could find themselves the target of negative or hurtful comments directed from other users who might find it easier to say things they maybe otherwise wouldn't in person.

BULLY

INAPPROPRIATE CHAT

The chance to have private conversations in Teams can also mean that children feel as though they can share messages and communication between each other that are hidden away from others. Whilst children are most likely to use Teams in a school setting, the ability to chat privately may provide an opportunity to be less formal which could lead to sharing inappropriate messages, files or content which is unsuitable in a school environment.

HACKING RISK


Teams, like any software application, may be a target for hackers to illicit personal data. A 'man-in-the-middle attack' could occur, whereby the attacker reroutes communication between two users through the attacker's computer without the knowledge of the other users. This means that online communications could possibly be intercepted and be read or listened to, exposing both parties to the possibility of identity fraud or other criminal behaviour.

VIRUS INFECTION

Viruses and other harmful programs are among the risks of using online platforms like Microsoft Teams. Whenever you can share files or links, there is a risk that the content could be malicious. This could lead to slow computer performance, deletion of data, the theft of private or personal information and even hackers taking control of your PC.

LIVE STREAMING RISKS

Microsoft Teams, like other video-conferencing software platforms, facilitates live streaming. That means it inevitably carries some of the associated risks. These are likely to be minimal within a controlled environment (for instance in a classroom setting / remote learning). However, live streaming means that content isn't always moderated and children may inadvertently view or hear inappropriate, unsuitable or offensive material that they otherwise wouldn't.



National Online Safety
#WakeUpWednesday

Safety Tips for Parents & Carers

BLOCK USERS

If your child is receiving inappropriate messages or finds themselves being harassed or abused on Teams, they can block these contacts from the privacy control in the settings menu. To add an extra layer of protection, you can also block contacts whom hide their ID to protect children from communicating with people they don't know.

PROTECT PERSONAL INFO

It's a good idea to talk to your child about the importance of keeping their personal information private and secure. Children should only give out the minimum information they need to when creating an account and understand that if other people request their personal details from them, they should avoid providing it and report any concerns to a trusted adult.

ENABLE BACKGROUND BLUR

To help protect your privacy during a video call or live stream, it may be a good idea to blur the background or even add a background effect. This can easily be done by clicking 'background effects' before joining a meeting after which you'll have the option to blur your background, replace your background with one of the images provided or upload and use an image of your own.

UPDATE COMPUTER SECURITY

It's important to ensure you perform regular computer and software updates, as these patches often improve security flaws and minimise your vulnerability to cyberattacks. Having your own computer security or anti-malware software is another level of defence in minimising the chances of an attack from viruses, malware and other harmful programs. Ensure this is updated everyday so that it is able to protect you against the very latest threats.

TALK ABOUT RISKS

As a parent, talking to your child and making them aware of the risks of working and communicating online can help them to be more digitally resilient. Perhaps outline a set of agreed do's and don'ts and try to ensure young people know what to do if they are made to feel uncomfortable or experience any negative behaviour or activity.

AVOID VIDEO/AUDIO




It's always a good idea to turn off your audio during live group calls when not in use. This can easily be done by muting the mic and will avoid others hearing anything personal in the background at home or at school. Similarly, if possible, try to encourage children to avoid using video call to help guard against any privacy concerns and limit the risks of viewing anything inappropriate or unsettling.

SOURCES:

<https://www.microsoft.com/en-gb/microsoft-365/microsoft-teams/group-chat-software>
<https://www.microsoft.com/en-gb/teams>
<https://www.thinkuknow.co.uk>

Meet our expert

Emma Davis is a cyber security expert and former ICT teacher. She delivers cyber awareness training to organisations nationally and has extensive knowledge and experience of managing how children access services and apps online.

www.nationalonlinesafety.com Twitter - @natonlinesafety Facebook - /NationalOnlineSafety Instagram - @nationalonlinesafety

Users of this guide do so at their own discretion. No liability is entered into. Current as of the date of release: 10.06.2020

Dear Parents/Carers,

As a school we recognise the importance of continued education and support for children during the current Lockdown. Therefore, as a school, and in line with Department for Education guidance, we have set up Office 365 for all students. This will allow access to Microsoft Teams. As a school, we are keen to have all children taking part in live lessons on Teams. Teams is now also being used for sharing assignments, feedback and announcements. We have also set up Teams to allow direct messages to the teacher. This is to support the communication with parents whilst the children are learning at home. However, we must highlight that this part of Teams is only for parents, children must not use the messaging service to communicate with the teacher or anyone else.

Reception will continue to use Tapestry for sharing work, but parents can use Teams to access live lessons and messages to the teacher where needed.

Your child has been given their own username and password. Please ensure your child uses this site safely and in line with the school policy attached to this letter. Please take some time to read the information about the new set up, and your child's safety and learning on it, and our expectations of acceptable use as a school detailed in this policy. If you have any questions, please ask your child's class teacher.

Make sure you keep the email address and password safe as this will be needed to access the site each time.

We also recognise that this means during these times, children may be spending a lot more time online to access remote learning. We therefore recognise that now, more than ever, it is extremely important that we ensure a safe online learning environment and that our staff, children and their parents/carers are aware of current guidelines and available support for E-Safety concerns. General E-safety tips can be found on our school website and we encourage you to monitor your child's screen time and usage and to share any concerns with their class teacher.

We really appreciate the support provided from yourselves and the children during the previous remote learning period and we hope you will continue to work with us to keep all of our children learning during these times.

Thank you

E-Safety Policy.

Acceptable Use Children/Parents

Parents

Make sure you supervise your child at all times whilst they are working remotely, on a live lesson or accessing online resources.

When on a live lesson, make sure children are in a communal room in your house, appropriately dressed.

Children must not access Teams without the teacher present, this means they must not use it as a chat based site between friends. They should only attend Teams when a meeting has been scheduled by the teacher.

Monitor children's screen time and usage and report any concerns to your child's teacher.

Live lessons should not be recorded at any time.

- Only parents should access the 'messaging' tool in Office 365 and Teams. Only parents should use this to contact the teacher directly. Children **MUST NOT** use this feature to directly message the teacher or any other children.

Children.

Treat remote learning as you would classroom learning, make sure you take regular breaks, particularly from your screen.

Make sure you are looking smart and focused for a lesson, and make sure your grown-ups are helping you to access Teams.

Only access and work on websites/games/online tasks that your teacher has asked you to do.

Do not share any passwords or personal information online.

If you are worried about something online, tell your grown-ups!

Remember Teams is for learning, not talking to friends!

- You **MUST NOT** access the 'messaging' service on Teams. Children should only access Teams for a live lesson when the teacher is present or to retrieve an assignment.

National Online Safety Guide;

<https://nationalonlinesafety.com/guides/10-top-tips-remote-learning-for-children>

<https://nationalonlinesafety.com/guides/10-top-tips-remote-learning-for-parents>



10 TOP TIPS REMOTE LEARNING FOR CHILDREN

Remote learning can be a great way to continue learning outside the classroom, particularly in difficult circumstances. For students, it's the perfect way to ensure they still get the education they need, despite not being at school. However it also requires a level of discipline and careful planning. That's why we've created this guide to help pupils understand different aspects of remote learning and to support them in ensuring their experience is as safe and secure as it can be.

1) Treat remote learning the same as classroom learning

Despite being at home, it's important to remember the same rules apply as being in the classroom, particularly in respect of behavior and conduct. Focus on learning and don't get distracted by your surroundings.



2) Use classroom language

If you are encouraged to communicate through emails and online messages, don't use shorthand text speak and write as though you would speak in class. Remember to be respectful and polite and avoid posting negative comments or spamming the chat.



3) Take regular screen breaks

Whilst remote learning might be an exciting experience to begin with, having prolonged periods of time in front of a screen isn't always healthy. Remember to have regular screen breaks where possible and in your spare time, try to get some fresh air and enjoy other activities away from electronic devices.



4) Always conduct video learning in an open space at home

To get the best experience from remote learning, it's important to create the right environment around you. Try to set up a 'mock classroom desk' at home in an open space so parents can supervise if necessary. Avoid bedrooms as this could be considered inappropriate.



5) Only communicate through approved school portals and platforms

It's important that you send messages and any pictures or images required for class through approved school channels, such as internal learning portals or approved platforms. This will help to keep your personal information safe and secure.



6) Stick to teacher rules and guidelines around online learning

Your school should issue you with guidance around remote learning and the rules to follow. Always maintain classroom behaviour and try to remember that you are in a learning environment and not a social setting.



7) Dress in school uniform

As part of your learning environment, try to maintain school uniform/dress. This will help as part of replicating classroom learning in the home. Try to avoid wearing anything too casual as this could be deemed inappropriate for school.



8) Don't share passwords or other sensitive information

In order to begin your online lessons or to gain access to learning materials, you may be provided with login details and passwords. In the same way you keep your personal details private, always keep these safe and never share them with others.



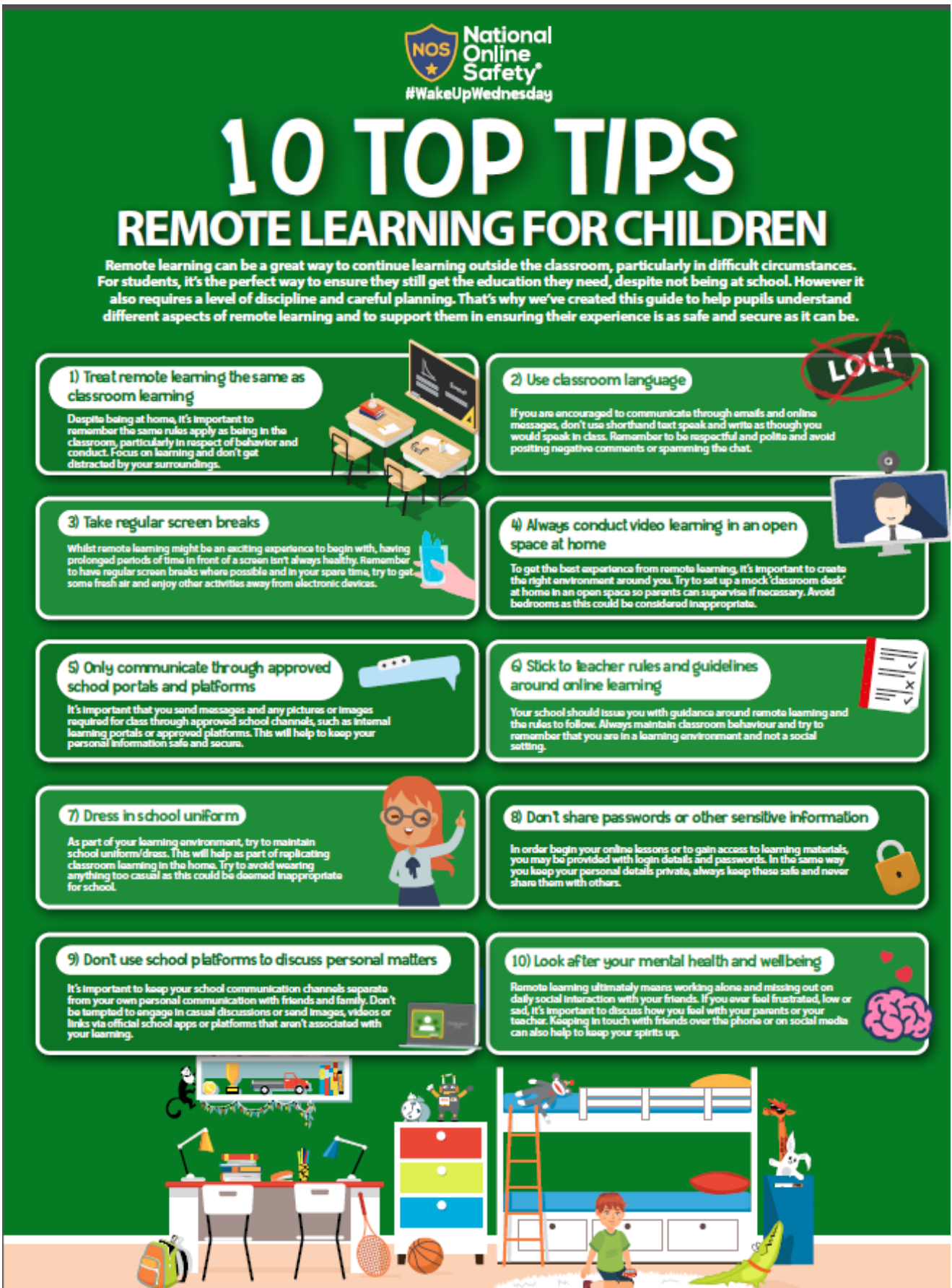
9) Don't use school platforms to discuss personal matters

It's important to keep your school communication channels separate from your own personal communication with friends and family. Don't be tempted to engage in casual discussions or send images, videos or links via official school apps or platforms that aren't associated with your learning.



10) Look after your mental health and wellbeing

Remote learning ultimately means working alone and missing out on daily social interaction with your friends. If you ever feel frustrated, low or sad, it's important to discuss how you feel with your parents or your teacher. Keeping in touch with friends over the phone or on social media can also help to keep your spirits up.



At National Online Safety we believe in empowering parents, carers and trusted adults with the information they need to hold an informed conversation about online safety with their children, should they feel it is needed. This guide focuses on one platform of many which we believe trusted adults should be aware of. Please visit www.nationalonlinesafety.com for further guides, hints and tips for adults.



REMOTE EDUCATION 10 TOP TIPS FOR PARENTS

Remote education ensures continuous learning outside the classroom. For parents and carers, remote education isn't always straightforward and there can be a number of factors they need to consider, especially around ensuring their children feel comfortable and are familiar with the whole concept. That's why we've created this guide to help parents and carers support their child in getting the most out of their remote education experience.

1. TAKE AN ACTIVE INTEREST IN YOUR CHILD'S LEARNING

As a parent or carer, your school may have explained how remote education works already, but children may still need help. Take an active interest in their learning and help support them whenever they need a helping hand.



2. MONITOR YOUR CHILD'S COMMUNICATION AND ONLINE ACTIVITY

It's important to remind your child that despite being at home, the same level of behaviour and conduct exists as if they were at school. Encourage them to remain polite, remember their manners and not to post or send any negative comments just because they are behind a computer.



3. ESTABLISH A DAILY SCHEDULE AND ROUTINE

Working from home and trying to learn in a more casual setting that children might associate more with play and a degree of freedom might take a bit of getting used to. Try to stick to a daily routine and use the timetable/schedule that schools have sent home to help children keep on top of their daily learning.



4. ENCOURAGE SCREEN BREAKS AND PHYSICAL ACTIVITY AWAY FROM DEVICES

Remote learning will inevitably require more interaction with computers, laptops and tablets. Teachers will invariably advise on screen breaks; however, it doesn't hurt to keep a check on their time online or encourage them to get some fresh air/exercise.



5. ENSURE YOUR LEARNING DEVICE IS IN PUBLIC SPACE IN THE HOME

It's important to consider where your PC or laptop is placed if live video is being used. Try to keep the background neutral, with no personal information visible and move learning devices out of the bedroom as this could be deemed inappropriate.



6. IMPLEMENT SAFETY CONTROLS AND PRIVACY RESTRICTIONS ON APPS AND SOFTWARE

Dependant on how your school implements remote education, your child may be required to download certain software or apps. Whilst these are likely to be relatively safe to use, like any other new app or platform, parents should still implement safety controls as a precaution.



7. ENSURE YOUR CHILD ONLY USES OFFICIAL SCHOOL COMMUNICATION CHANNELS

It's important that all communication with teachers and school staff is directed through approved school channels, whether that be through the school's online portal or the relevant secure messaging site.



8. FAMILIARISE YOURSELF WITH RELEVANT SCHOOL POLICIES

Schools should have a policy on remote education that they can share with parents. Familiarise yourself with this and ensure you know what is expected of teachers and your child during lessons, both online and offline.



9. MAINTAIN FEEDBACK WITH TEACHERS

Engage in communication with teachers where possible, and try to feed back progress and development as well as any helpful suggestions around the learning process. Be transparent but remain professional and only use official channels to communicate.



10. MONITOR YOUR CHILD'S WELLBEING AND MENTAL HEALTH

Remote education will likely mean that your child won't get the same level of social interaction and might not see their friends for a while. Keep a check on their wellbeing and try to encourage them to get out as much as they can. Whilst learning from home might seem fun and exciting to start with, missing out on seeing their friends every day might take its toll.



E-Safety Policy.

Reporting and Advice.

At St Joseph's Catholic Primary School we advise the following websites, based on Government guidelines (31/08/2020) for reporting concerns and advice. The following will be shared with parents/carers.

Reporting routes for children during school closures (age appropriate) :

CEOP-<https://www.ceop.police.uk/safety-centre/>

Child Line

https://www.childline.org.uk/?utm_source=google&utm_medium=cpc&utm_campaign=UK_GO_S_B_BND_Grant_Childline_Information&utm_term=role_of_childline&gclid=EAlaIQobChMIlfLRh-ez6AIVRrDtCh1N9QR2EAAYASAAEgLc-vD_BwE&gclid=EAlaIQobChMIlfLRh-ez6AIVRrDtCh1N9QR2EAAYASAAEgLc-vD_BwE&gclid=EAlaIQobChMIlfLRh-ez6AIVRrDtCh1N9QR2EAAYASAAEgLc-vD_BwE&gclid=EAlaIQobChMIlfLRh-ez6AIVRrDtCh1N9QR2EAAYASAAEgLc-vD_BwE

UK Safer Internet Centre <https://reportharmfulcontent.com/>

Reporting routes and advice for parents/carers:

CEOP-<https://www.ceop.police.uk/safety-centre/>

Internet Matters

https://www.internetmatters.org/?gclid=EAlaIQobChMIktuA5LWK2wIVRYXVCh2afg2aEAAYASAAEgIJ5vD_BwE

London Grid for Learning <https://www.lgfl.net/online-safety/default.aspx>

Net Aware <https://www.net-aware.org.uk/>

Think-u-know <https://www.thinkuknow.co.uk/>

Parent info <https://parentinfo.org/>

UK Safer Internet Centre <https://www.saferinternet.org.uk/advice-centre/parents-and-carers>

NSPCC Parent Advice: <https://www.nspcc.org.uk/keeping-children-safe/online-safety/>



Alternatively you can contact the school or you child's class teacher directly, with any concerns regarding online safety and reporting an issue.